


# First Choice

hand-picked furniture  
for excellence in business



## OFFICE INTERIORS IRELAND

Office Layout & Design Specialist

Showrooms  
Galway & Dublin

Contact Ray: 087 2959125

Email: [officeinteriorsireland@gmail.com](mailto:officeinteriorsireland@gmail.com)

[www.oii.ie](http://www.oii.ie) Eircode: H91 X92C

# WELCOME TO OUR First Choice brochure

ARE YOU LOOKING TO MAXIMISE SPACE,  
YET RETAIN MODERN, COMFORTABLE PRODUCTS  
TO ENHANCE YOUR WORKING ENVIRONMENT?

The range of products in this First Choice brochure is a result of listening to our clients and putting together a complete range from reception desks, canteen & breakout furniture, boardroom tables and office seating through to everyday desking. There is a myriad of choice, from great value furniture to cutting edge styles, colours and designs.



## Deliveries

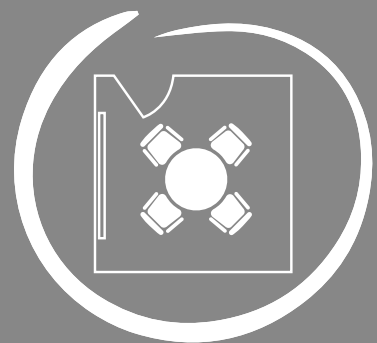
Delivery is FREE to your premises – ground floor only. The driver making the delivery will be unaccompanied and may require assistance when unloading.

Direct deliveries can be made to your customer subject to quotation. It is vital that all relevant information re access, opening hours etc is provided in advance.



## Installation

Installations can be carried out by our own in house, fully trained fitters. Full information regarding access, floor level and any other specific details will be required prior to despatch to allow for a smooth and trouble-free project delivery.



## Space Planning

Our in-house space planning team is available to produce drawings in 2D and 3D.

Presentations can also be prepared for larger projects incorporating images and colour schemes.

# First Choice

## Contents

4	RECEPTION DESKS & SEATING
12	HEIGHT ADJUSTABLE DESKS
18	ECONOMY DESKING, STORAGE, TABLES & FITMENTS
28	DESKTOP & FLOORSTANDING SCREENS
38	STEEL FILING, STORAGE & MOBILE SHELVING
58	BENCH DESKING
60	MANAGER & EXECUTIVE DESKS
66	BOARDROOM TABLES & EXECUTIVE SEATING
74	OFFICE SEATING
90	BACK CARE CHAIRS
100	BISTRO TABLES, CHAIRS & BENCHES
116	BREAKOUT & COLLABORATIVE SEATING
128	ACOUSTIC PODS & WALL PANELS

...hand-picked furniture  
for excellence in business

# RECEPTION DESKS & SEATING



Cove Seating

Z2 reception desk, featuring LED lighting



Delivery: 3 WEEKS



## Z2 Reception Desk

Straight composition with closing side panels; wheelchair accessible - left or right hand options; available in 4 melamine colours, 18 lacquered front panel colour options.

- 1130 (mm) high.

### LEFT HAND

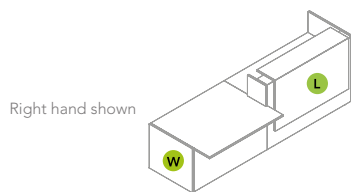
**Z2C55** W: 2860 D: 1125 € 2,629

**Z2C56** W: 3060 D: 1125 € 2,779

### RIGHT HAND

**Z2C57** W: 2860 D: 1125 € 2,689

**Z2C58** W: 3060 D: 1125 € 2,779



Delivery: 3 WEEKS



## Z2 Reception Desk

Straight composition with closing side panels; available in a choice of 4 melamine colours and 18 lacquered front panel colours.

- 1130 (mm) high.

LED lighting option P.O.A.

**Z2C71** W: 1260 D: 880 € 1,859

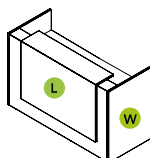
**Z2C72** W: 1460 D: 880 € 1,999

**Z2C73** W: 1660 D: 880 € 2,249

### MELAMINE COLOUR UNIT OPTIONS = W



### LACQUERED FRONT PANEL OPTIONS = L





LED lighting Option POA



Agio chairs





ACCORD  
soft Seating

LED lighting Option POA

Delivery: 3 WEEKS



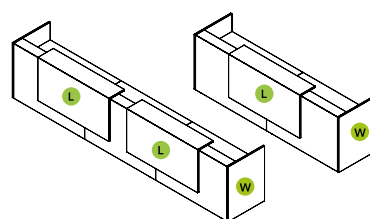
## Z2

### Reception Desk

Single and double panel straight composition with closing side panels; available in 4 melamine colours, 18 lacquered front panel colour options.

• 1130 (mm) high.

SINGLE PANEL		
Z2C01	W: 2460 D: 880	€ 2,595
Z2C02	W: 2860 D: 880	€ 2,789
Z2C03	W: 3260 D: 880	€ 2,999
Z2C04	W: 2060 D: 880	€ 2,419
DOUBLE PANEL		
Z2C10	W: 3660 D: 880	€ 4,225
Z2C11	W: 4260 D: 880	€ 4,549
Z2C12	W: 4860 D: 880	€ 4,919



MELAMINE COLOUR UNIT OPTIONS = W



LACQUERED FRONT PANEL OPTIONS = L



Delivery: 3 WEEKS



## CUBE

### Reception Seating

Single, two and three seater option offers an elegant retro image. Chrome surrounds, visible from every angle; Available in black or white leather finish.

#### SINGLE SEATER ARMCHAIR

**CUBE-601-1** W: 770 D: 775 H: 710 € 539

#### 2 SEATER SOFA

**CUBE-601-2** W: 775 D: 775 H: 710 € 779

#### 3 SEATER SOFA

**CUBE-601-3** W: 950 D: 775 H: 710 € 1,019



CUBE - 610 - 1



CUBE - 610 - 2

Delivery: 3 WEEKS



## RECEPTION COUNTER

Modular reception counter with 25mm tops; wooden base units fitted with modesty panel, adjustable feet and one cable port. curved modular components are available in metal and acrylic finishes P.O.A; available in 15 melamine colours.

### COLOUR OPTIONS:





#### BASE UNIT

• 740 (mm) high

<b>GRECB8</b>	W: 800 D: 800	€ 460
<b>GRECB12</b>	W: 1200 D: 800	€ 499
<b>GRECB16</b>	W: 1600 D: 800	€ 555



#### DISABLED ACCESS BASE UNIT

• 740 (mm) high

<b>GRECB8DDA</b>	W: 800 D: 800	€ 595
<b>GRECB12DDA</b>	W: 1200 D: 800	€ 625
<b>GRECB16DDA</b>	W: 1600 D: 800	€ 679



#### TOP BOX

• 420 (mm) high

<b>GRECTB8</b>	W: 800 D: 350	€ 275
<b>GRECTB12</b>	W: 1200 D: 350	€ 299
<b>GRECTB16</b>	W: 1600 D: 350	€ 350



#### 90° TOP BOX - LARGE & SMALL

• 420 (mm) high

<b>LARGE</b> <b>GREC90TBL</b>	W: 1080 D: 350	€ 560
<b>SMALL</b> <b>GREC90TBS</b>	W: 800 D: 350	€ 529



#### 90° LARGE OR SMALL CORNER BASE UNITS

• 740 (mm) high

<b>SMALL</b> <b>GREC90BS</b>	W: 1200 D: 800	€ 915
<b>LARGE</b> <b>GREC90BL</b>	W: 1600 D: 800	€ 985



#### 45° BASE & TOP UNIT

• 740 (mm) high

<b>BASE</b> <b>GRECB45</b>	W: 1837 D: 922	€ 785
<b>TOP</b> <b>GRECTB45</b>	W: 1837 D: 922	€ 529



#### KICKPLATE

H:100mm, stainless steel

<b>KP45</b>	45°	€ 215
<b>KPS90</b>	SMALL 90°	€ 209
<b>KPL90</b>	LARGE 90°	€ 215
<b>KP6</b>	W: 600	€ 149
<b>KP8</b>	W: 800	€ 155
<b>KP10</b>	W: 1000	€ 160
<b>KP12</b>	W: 1200	€ 173
<b>KP14</b>	W: 1400	€ 179
<b>KP16</b>	W: 1600	€ 190
<b>KP18</b>	W: 1800	€ 203
<b>KP20</b>	W: 2000	€ 215





Delivery: 3 WEEKS

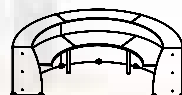


## GLASS Reception Desk

Glass reception desks made up of melamine, glass, metal and chromed detail options; Solid 18mm melamine structure, 30mm desktops and 12mm glass tops; Available in 9 melamine colours.

- 1120 (mm) high.

REC001	W: 3110 D: 1330	€ 5,705
REC002	W: 3570 D: 1810	€ 8,189



### COLOUR OPTIONS:



# RECEPTION Seating





# HEIGHT ADJUSTABLE DESKS



VOLT crank height adjustable desk

# WHY CHOOSE height adjustable desks?

Research suggests that alternating between sitting and standing posture at work benefits health and productivity. So why not try these innovative desks in your organisation?

Below is a simple comparison chart that details our three **HEIGHT ADJUSTABLE** ranges along with full specification of the main selling points.



	Volt	Aerial	Active
Positioning	Mid-Range	Mid-Range	Budget
Warranty	5 years**	5 years**	1 year**
Available Shapes	Rectangular & Radial	Rectangular	Rectangular
Available Desk Depth	800mm & 600/800mm	600mm & 800mm	800mm
Frame Colour	Silver & White	Silver & White	Silver & White
Available Widths	1200-1800mm	1000-1800mm	1200-1800mm
Desktop Movement	38mm/second	38mm/second	25mm/second
Height Adjustment	705-1205mm	620-1270mm	630-1250mm
Desk Control SW*	○	●	○
Mobile App Control*	○	●	○
Piezo Anti-Collision	○	○	○
Cable Trays Included	○	○	○
Sliding Tops	○	○	○
Double Bench Option	○	○	○

\* Bluetooth Adapter required for The LINAK Bluetooth® Desk Control app. Not supplied as standard.

\*\* 5 year guarantee on electric components.



# VOLT

## Height Adjustable



### COLOUR TOP OPTIONS:



### COLOUR FRAME OPTIONS:





Delivery: 3 WEEKS



Electric adjustability; Extremely competitive pricing; 25mm top with 2 x cable ports; Digital display showing height; Load capacity 80kg; 1200mm/1400mm/1600mm and 1800mm widths; Silver or White frame.

- Adjustment from 705mm – 1205mm.

## 800 DEEP VOLT ELECTRIC SINGLE

<b>VHA12</b>	1200 Single	W: 1200 D: 800	€ 1,069
<b>VHA14</b>	1400 Single	W: 1400 D: 800	€ 1,099
<b>VHA16</b>	1600 Single	W: 1600 D: 800	€ 1,119
<b>VHA18</b>	1800 Single	W: 1800 D: 800	€ 1,169



Crank handle adjustability; Extremely competitive pricing; 25mm top with 2 x cable ports; Load capacity 80kg; 1200mm/1400mm/1600mm and 1800mm widths; Silver or White frame.

- Adjustment from 705mm – 1205mm.

## 800 DEEP VOLT CRANK SINGLE

<b>VCHA12</b>	1200 Single	W: 1200 D: 800	€ 905
<b>VCHA14</b>	1400 Single	W: 1400 D: 800	€ 959
<b>VCHA16</b>	1600 Single	W: 1600 D: 800	€ 999
<b>VCHA18</b>	1800 Single	W: 1800 D: 800	€ 1,069



Radial; Electric adjustability; Extremely competitive pricing; 25mm top with 3 x cable ports; Load capacity 80kg; 1200mm /1400mm/1600mm and 1800mm widths; Silver or White frame.

- Adjustment from 705mm – 1205mm.

### 800 DEEP VOLT RADIAL SINGLE

<b>VJHA12</b>	1200 Single	W: 1200/1200 D: 800/600	€ 1,639
<b>VJHA14</b>	1400 Single	W: 1400/1200 D: 800/600	€ 1,699
<b>VJHA16</b>	1600 Single	W: 1600/1200 D: 800/600	€ 1,769
<b>VJHA18</b>	1800 Single	W: 1800/1200 D: 800/600	€ 1,845





# AERIAL

## Height Adjustable



“Aerial height adjustable desking has made office desk assembly quick and easy”

Delivery: 3 WEEKS



3 Stage Dual Motor LINAK Lifting Mechanism; Height Adjustment of 620-1270mm; 38mm/second desktop movement speed; 100kg Lifting Capacity (minus the top); 5 year guarantee on electric components, 10 years on frame/top; 25mm MFC desk tops with Twin Cable Ports; Standard Controller supplied; Desktop software + Prem Controller available

- Adjustment from 620 to 1270mm

## 600 & 800 DEEP AERIAL DESK

<b>AHA106</b>	1000 Single	W: 1000 D: 600	€ 1,404
<b>AHA126</b>	1200 Single	W: 1200 D: 600	€ 1,440
<b>AHA146</b>	1400 Single	W: 1400 D: 600	€ 1,476
<b>AHA166</b>	1600 Single	W: 1600 D: 600	€ 1,535
<b>AHA186</b>	1800 Single	W: 1800 D: 600	€ 1,559
<b>AHA10</b>	1000 Single	W: 1000 D: 800	€ 1,404
<b>AHA12</b>	1200 Single	W: 1200 D: 800	€ 1,440
<b>AHA14</b>	1400 Single	W: 1400 D: 800	€ 1,476
<b>AHA16</b>	1600 Single	W: 1600 D: 800	€ 1,535
<b>AHA18</b>	1800 Single	W: 1800 D: 800	€ 1,559

### COLOUR TOP OPTIONS:



### COLOUR FRAME OPTIONS:



# ACTIVE

## Height Adjustable


Delivery: EXPRESS



The dual motor electric height adjustable sit-stand desk comes complete with an adjustable silver coated frame which has a maximum 100kg lifting capacity; Advanced controller (3 programme memory with LED display) Double Monitor; Sit/Stand time reminder; Fitted with cable portholes.

- Adjustable range: 630-1250 (mm) high; 1000-1700 (mm) wide (top width options 1200 - 1800mm not included)

## 800 DEEP RECTANGULAR DESK



### BEECH TOPS

EDFS128B	€799
EDFW128B	€799
EDFS148B	€819
EDFW148B	€819
EDFS168B	€839
EDFW168B	€839

### WHITE TOPS

EDFS128WH	€799
EDFW128WH	€799
EDFS148WH	€819
EDFW148WH	€819
EDFS168WH	€839
EDFW168WH	€839

### 'Active' Height Adjustable Frame ONLY

EDF12DS silver	€679
EDF12DW white	€679

### COLOUR OPTIONS:






# ECONOMY DESKING, STORAGE & TABLES



# EXCEL Cantilever Desking



2 CABLE PORTHOLES

Delivery: EXPRESS

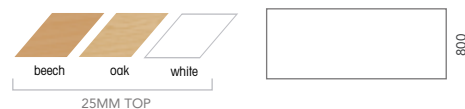
25mm desk tops; 2mm ABS edging; Fitted with cable portholes; Silver coated single spoke cantilever leg frame; Adjustable feet; Available in Beech, Oak and White.

- All Desks 727 (mm) high.

## RECTANGULAR

<b>EKZ12Z</b>	1200 Desk	W: 1200 D: 800	€ 229
<b>EKZ14Z</b>	1400 Desk	W: 1400 D: 800	€ 239
<b>EKZ16Z</b>	1600 Desk	W: 1600 D: 800	€ 249
<b>EKZ18Z</b>	1800 Desk	W: 1800 D: 800	€ 259

### COLOUR OPTIONS:

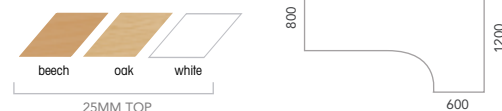


## WORKSTATIONS

<b>EKUWS16LZ</b>	1600 Desk (RH)	W: 1600/600 D: 1200/800	€ 399
<b>EKUWS16RZ</b>	1600 Desk (LH)	W: 1600/600 D: 1200/800	€ 399

- Specify left/right hand (right hand shown)

### COLOUR OPTIONS:



2 CABLE PORTHOLES





# PEDESTALS

Delivery: EXPRESS

Solid box drawer construction; A4 or foolscap filing; 25mm tops; 2mm ABS edging; Adjustable feet or castors; Locking with 2 keys; Available in Beech, Oak and White.

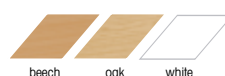
## EXCEL DESK HIGH & MOBILE PEDESTALS



<b>EK3FP6Z</b>	3 Drawer	W: 430 D: 600 H: 727	€ 289
<b>EKPM2Z</b>	2 Drawer	W: 430 D: 575 H: 547	€ 229
<b>EKPM3Z</b>	3 Drawer	W: 430 D: 575 H: 547	€ 229

EK3FP6Z - DESK HIGH PEDESTAL

COLOUR OPTIONS:



## STEEL MOBILE PEDESTAL

<b>BV40Z</b>	3 Drawer	W: 390 D: 500 H: 600	€ 199
<b>BV30Z</b>	3 Drawer - Slimline	W: 300 D: 500 H: 600	€ 199

COLOUR OPTIONS:



cushions can  
also be added  
POA



# OPEN & DOUBLE DOOR Storage




Delivery: EXPRESS

25mm top/bottom; Full 18mm solid back board; 2mm ABS edging;  
Adjustable shelves accommodating fooscap lever arch files;  
Adjustable feet; Available in Beech, Oak or White.

## EXCEL OPEN BOOKCASES

<b>EK1608BC</b>	3 Shelves	H: 1567 W: 802 D: 397	€ 349
<b>EK2008BC</b>	4 Shelves	H: 1967 W: 802 D: 397	€ 419

COLOUR OPTIONS:



# RECTANGULAR Tables




Delivery: EXPRESS

25mm tops; Fully welded frame; 2mm ABS edging;  
Metal to metal fixings; Silver coated square metal  
legs; Adjustable feet. Available in Beech, Oak  
or White.

## RECTANGULAR TABLES

<b>EKSTC128Z</b>	1200 Table	W: 1200 D: 800 H: 727	€ 169
<b>EKSTC168Z</b>	1600 Table	W: 1600 D: 800 H: 727	€ 199
<b>EKSTC188Z</b>	1800 Table	W: 1800 D: 800 H: 727	€ 219

COLOUR OPTIONS:



# MALL Bench Desking

Delivery: EXPRESS



25mm top; Metal to metal fixings; 2mm ABS edging; Telescopic frame; Scalloped cable access; Adjustable feet; Cable basket; White frame; Desk dividing screen upholstered In Black.

- All Desks 740 (mm) high.



## 1 PERSON SINGLE ROW BENCH

<b>MALL1200BENCHWH</b>	1200 Desk	W: 1200 D: 750	€ 459
<b>MALL1200BENCHWAL</b>	1200 Desk	W: 1200 D: 750	€ 459
<b>MALL1200BENCHOAK</b>	1200 Desk	W: 1200 D: 750	€ 459
<b>MALL1200BENCHWH</b>	1600 Desk	W: 1600 D: 750	€ 499
<b>MALL1200BENCHWAL</b>	1600 Desk	W: 1600 D: 750	€ 499
<b>MALL1200BENCHOAK</b>	1600 Desk	W: 1600 D: 750	€ 499



## 2 PERSON SINGLE ROW BENCH

<b>MALL1200BENCHWHX2</b>	1200 Desk	W: 1200 D: 750	€ 819
<b>MALL1200BENCHWALX2</b>	1200 Desk	W: 1200 D: 750	€ 819
<b>MALL1200BENCHOAKX2</b>	1200 Desk	W: 1200 D: 750	€ 819
<b>MALL1600BENCHWHX2</b>	1600 Desk	W: 1600 D: 750	€ 925
<b>MALL1600BENCHWALX2</b>	1600 Desk	W: 1600 D: 750	€ 925
<b>MALL1600BENCHOAKX2</b>	1600 Desk	W: 1600 D: 750	€ 925



## 3 PERSON SINGLE ROW BENCH

<b>MALL1200BENCHWHX3</b>	1200 Desk	W: 1200 D: 750	€ 1,185
<b>MALL1200BENCHWALX3</b>	1200 Desk	W: 1200 D: 750	€ 1,185
<b>MALL1200BENCHOAKX3</b>	1200 Desk	W: 1200 D: 750	€ 1,185
<b>MALL1600BENCHWHX3</b>	1600 Desk	W: 1600 D: 750	€ 1,339
<b>MALL1600BENCHWALX3</b>	1600 Desk	W: 1600 D: 750	€ 1,339
<b>MALL1600BENCHOAKX3</b>	1600 Desk	W: 1600 D: 750	€ 1,339



# MALL Bench Desking

Delivery: EXPRESS



25mm top; Metal to metal fixings; 2mm ABS edging; Telescopic frame; Scallop cable access; Adjustable feet; Cable basket; White frame; Desk dividing screen upholstered in Black.

- All Desks 740 (mm) high.



## 2 PERSON DOUBLE ROW BENCH

<b>MALL1200X2PERSONWH</b>	1200 Desk	W: 1200 D: 750	€ 599
<b>MALL1200X2PERSONWAL</b>	1200 Desk	W: 1200 D: 750	€ 599
<b>MALL1200X2PERSONOAK</b>	1200 Desk	W: 1200 D: 750	€ 599
<b>MALL1600X2PERSONWH</b>	1600 Desk	W: 1600 D: 750	€ 665
<b>MALL1600X2PERSONWAL</b>	1600 Desk	W: 1600 D: 750	€ 665
<b>MALL1600X2PERSONOAK</b>	1600 Desk	W: 1600 D: 750	€ 665



## 4 PERSON DOUBLE ROW BENCH

<b>MALL1200X4PERSONWH</b>	1200 Desk	W: 1200 D: 750	€ 1,099
<b>MALL1200X4PERSONWAL</b>	1200 Desk	W: 1200 D: 750	€ 1,099
<b>MALL1200X4PERSONOAK</b>	1200 Desk	W: 1200 D: 750	€ 1,099
<b>MALL1600X4PERSONWH</b>	1600 Desk	W: 1600 D: 750	€ 1,239
<b>MALL1600X4PERSONWAL</b>	1600 Desk	W: 1600 D: 750	€ 1,239
<b>MALL1600X4PERSONOAK</b>	1600 Desk	W: 1600 D: 750	€ 1,239



## 6 PERSON DOUBLE ROW BENCH

<b>MALL1200X6PERSONWH</b>	1200 Desk	W: 1200 D: 750	€ 1,599
<b>MALL1200X6PERSONWAL</b>	1200 Desk	W: 1200 D: 750	€ 1,599
<b>MALL1200X6PERSONOAK</b>	1200 Desk	W: 1200 D: 750	€ 1,599
<b>MALL1600X6PERSONWH</b>	1600 Desk	W: 1600 D: 750	€ 1,819
<b>MALL1600X6PERSONWAL</b>	1600 Desk	W: 1600 D: 750	€ 1,819
<b>MALL1600X6PERSONOAK</b>	1600 Desk	W: 1600 D: 750	€ 1,819





# MALL Height Adjustable

Delivery: EXPRESS



1200mm or 1600mm wide; 25mm top; Electric control panel; 2mm ABS edging; Scalloped cable access; Adjustable feet; Modesty panel (Optional)

- 3 memory function
- USB smart charge port
- Adjustable range: 630 -1250(mm) high

## 750 DEEP RECTANGULAR DESK



USB smart  
charge port

**MALL12HADWH**

1200 Desk

W: 1200 D: 750

€ 699

**MALL12HADOAK**

1200 Desk

W: 1200 D: 750

€ 699

**MALL12HADWAL**

1200 Desk

W: 1200 D: 750

€ 699

**MALL16HADWH**

1600 Desk

W: 1600 D: 750

€ 719

**MALL16HADOAK**

1600 Desk

W: 1600 D: 750

€ 719


**MALL16HADWAL**

1600 Desk

W: 1600 D: 750

€ 719

### COLOUR OPTIONS:



25MM TOP




FRAME



**MALL12HADWH**

1200 Modesty Panel € 59

**ELECTRIC  
CONTROL PANEL**







# FITMENTS

Delivery: 2 WEEKS



FSA1



LDT20-CO12-BB



FSA2



LDT20-CO24-BB

The FSA arm (Articulated flat screen arm) is available with either through desk, edge clamp and top fix fittings. FSA can be adjusted to any height via the 'quick release clamp' and is supplied with both a universal 75mm VESA plate and 100mm VESA plate.

- Complete with through desk and clamp fixing as standard
- Universal 75mm and 100mm VESA plate fixing included
- Includes pre-installed wipe in cable management
- Can be adjusted to various heights with the quick release clamp
- Weight capacity 20kg (each arm)
- Available in White, Silver and Black

SIGMA range of gas monitor arms provides an excellent solution to any office desk. SIGMA is available as a single and double monitor arm. Not only does this fantastic range help the end user free up valuable desk space but also helps promote good posture! Available in White and Black.

## MONITOR ARMS

### GAS MANUAL ADJUSTMENT

LDT20-CO12-BB	Single Arm	€ 299
LDT20-CO24-BB	Double Arm	€ 479

## MONITOR ARMS

### MANUAL ADJUSTMENT

FSA	Single Arm	€ 188
FSA2	Double Arm	€ 305

# FITMENTS

Delivery: 2 WEEKS



The chrome finished basket will help place all wires to reduce knots, prevent trip hazards and allow the end user to easy add, remove and change wires if required.



## CABLE MANAGEMENT WIRE BASKET

<b>WB0800TS</b>	800mm wide	€ 58
<b>WB1000TS</b>	1000mm wide	€ 65
<b>WB1200TS</b>	1200mm wide	€ 77
<b>WB1400TS</b>	1400mm wide	€ 88

For use on 25mm thick desk tops, simply fold out and fix to desk with screws provided, Weight capacity 20Kg (subject to desk material). Height adjustment from approx 320mm to 500mm.



## CABLE MANAGEMENT CPU HOLDER

<b>BCPUSR</b>	Silver	€ 72
<b>BCPUWH</b>	White	€ 72

The cable spines flexible plastic trunking allows cables to be placed free from damage and knots.

## CABLE MANAGEMENT CABLE SPINES

<b>ROSPOP</b>	Opaque	€ 30
<b>ROSPBL</b>	Black	€ 30
<b>ROSPGR</b>	Grey	€ 30

## DESK POWER ACCESSORIES



**CRW12G3100000**  
Chroma 2 Power & Smart Charge € 219



**2PELW1P/SC/1D**  
Port-El 1 Power & Smart Charge € 219



**APD2P/1S/2D/HD-2**  
Aero Flip 2 Power, 2 Data & HDMI € 349



**PMK403**  
PMK403 Extension € 22



**ML3MB**  
Mains Leads 3M € 15

Contact our sales  
team for more  
information



# DESKTOP & FLOORSTANDING SCREENS

**Floor Screens** are an inexpensive solution to transform an open plan office into an efficient and stylish workplace.



**Desk Mounted Screens** improve privacy in open plan areas and help bring noise levels down.



Trim  
choice of  
Silver or  
Graphite

Screens are available as linking or non-linking, 32-35mm thick, pinable and are manufactured to order in our factory. All screens come with a 5 YEAR WARRANTY.

When a linking strip is fitted, SCREEN CREEP will occur therefore EXACT SIZES MUST be specified.



ALL SCREENS  
ARE MADE  
TO ORDER



# DESKTOP Screens

Delivery: 7-10 DAYS



Every screen is supplied with 2 desk clamps to fit various desking range tops up to 50mm. Desk top screens can be manufactured with a linking option to create a 3 or 4 cluster and **must be specified at time of ordering.**

When a linking strip is fitted, SCREEN CREEP will occur therefore EXACT SIZES MUST be specified.



DSBGR

2 DESK BRACKETS ARE SUPPLIED WITH EVERY SCREEN TO FIT VARIOUS DESK TOPS UP TO 50MM THICK.

## DESKTOP SCREENS

AVAILABLE IN 4 HEIGHTS

STRAIGHT: 320, 400 & 500 (mm)

WAVE: 320/500 (mm)

AVAILABLE IN 7 WIDTHS

800, 1000, 1200, 1500

1600, 1625, 1800 (mm)

Other sizes available on request



### COLOUR OPTIONS:

See pages 36-37 for fabric colours.  
Choice of Silver or Graphite trim.







Delivery: 7-10 DAYS



## WAVE - 320/500mm HIGH

		CARA	LUCIA
HW805	W: 800 H: 320/500	€ 212	€ 234
HW1005	W: 1000 H: 320/500	€ 216	€ 239
HW1205	W: 1200 H: 320/500	€ 222	€ 245
HW1505	W: 1500 H: 320/500	€ 225	€ 249
HW1605	W: 1600 H: 320/500	€ 234	€ 249
HW162505	W: 1625 H: 320/500	€ 239	€ 255
HW1805	W: 1800 H: 320/500	€ 249	€ 289

## RECTANGULAR - 320mm HIGH

		CARA	LUCIA
HD803	W: 800 H: 320	€ 168	€ 179
HD1003	W: 1000 H: 320	€ 173	€ 184
HD1203	W: 1200 H: 320	€ 179	€ 190
HD1503	W: 1500 H: 320	€ 184	€ 205
HD1603	W: 1600 H: 320	€ 190	€ 234
HD162503	W: 1625 H: 320	€ 202	€ 234
HD1803	W: 1800 H: 320	€ 212	€ 245

## RECTANGULAR - 400mm HIGH

		CARA	LUCIA
HD804	W: 800 H: 500	€ 179	€ 190
HD1004	W: 1000 H: 500	€ 184	€ 195
HD1204	W: 1200 H: 500	€ 190	€ 202
HD1504	W: 1500 H: 500	€ 195	€ 205
HD1604	W: 1600 H: 500	€ 202	€ 212
HD162504	W: 1625 H: 500	€ 205	€ 239
HD1804	W: 1800 H: 500	€ 216	€ 249

## RECTANGULAR - 500mm HIGH

		CARA	LUCIA
HD805	W: 800 H: 500	€ 198	€ 205
HD1005	W: 1000 H: 500	€ 205	€ 216
HD1205	W: 1200 H: 500	€ 205	€ 216
HD1505	W: 1500 H: 500	€ 212	€ 226
HD1605	W: 1600 H: 500	€ 216	€ 231
HD162505	W: 1625 H: 500	€ 226	€ 255
HD1805	W: 1800 H: 500	€ 234	€ 270



# FLOOR STANDING & LINKING Screens

Delivery: 7-10 DAYS



FLOOR SCREENS create privacy, help reduce office noise and transform open plan offices into stylish workspaces, without reducing natural daylight.

Working areas can be created or a continuous run of screens can provide a temporary partition in halls or corridors. 2 way linking strips are supplied with every linking screen and for various other configurations 3 and 4 way linking strips are available.

Prefix orders for FREESTANDING SCREENS with HS, and LINKING SCREENS with HL.



GRAPHITE



SILVER

EVERY FREESTANDING SCREEN  
IS SUPPLIED WITH 2 METAL FEET



EVERY LINKING FLOOR SCREEN IS  
SUPPLIED WITH 2 ADJUSTABLE FEET.

For configurations that are not self supporting, metal feet MUST be used for added stability.



## COLOUR OPTIONS:

See pages 36-37 for fabric colours.

Choice of Silver or Graphite trim.

The factory by default will manufacture with graphite trim. **Please specify on order.**

Other sizes available on request



Metal feet in silver or graphite fitted to freestanding screens.

EXTRA METAL FEET:  
€40 per pair

## LINKING STRIPS

LINKSTRIPGR	2 WAY LINKING STRIP IN GRAPHITE (PER METRE)	€ 9
LINKSTRIPSIL	2 WAY LINKING STRIP IN SILVER (PER METRE)	€ 9
3LINKSTRIPGR	3 WAY LINKING STRIP IN GRAPHITE (PER METRE)	€ 12
3LINKSTRIPSIL	3 WAY LINKING STRIP IN SILVER (PER METRE)	€ 12
4LINKSTRIPGR	4 WAY LINKING STRIP IN GRAPHITE (PER METRE)	€ 15
4LINKSTRIPSIL	4 WAY LINKING STRIP IN SILVER (PER METRE)	€ 15

# FLOOR STANDING & LINKING Screens

AVAILABLE IN 3 HEIGHTS 1200, 1600, 1800 (mm) and available in 8 widths 600, 800, 1000, 1200, 1400, 1500, 1600, 1800 (mm) (1800 x 1800 screens not available due to fabric width)

## FLOOR SCREEN - 1200mm HIGH

FREESTANDING / LINKING		CARA	LUCIA
<b>HS/HL612</b>	W: 600 H: 1200	€ 195	€ 225
<b>HS/HL812</b>	W: 800 H: 1200	€ 228	€ 255
<b>HS/HL1012</b>	W: 1000 H: 1200	€ 238	€ 278
<b>HS/HL1212</b>	W: 1200 H: 1200	€ 255	€ 304
<b>HS/HL1412</b>	W: 1400 H: 1200	€ 257	€ 309
<b>HS/HL1512</b>	W: 1500 H: 1200	€ 259	€ 315
<b>HS/HL1612</b>	W: 1600 H: 1200	€ 278	€ 325
<b>HS/HL1812</b>	W: 1800 H: 1200	€ 288	€ 354



## FLOOR SCREEN - 1600mm HIGH

FREESTANDING / LINKING		CARA	LUCIA
<b>HS/HL616</b>	W: 600 H: 1600	€ 212	€ 249
<b>HS/HL816</b>	W: 800 H: 1600	€ 245	€ 282
<b>HS/HL1016</b>	W: 1000 H: 1600	€ 250	€ 293
<b>HS/HL1216</b>	W: 1200 H: 1600	€ 270	€ 325
<b>HS/HL1416</b>	W: 1400 H: 1600	€ 282	€ 336
<b>HS/HL1516</b>	W: 1500 H: 1600	€ 293	€ 346
<b>HS/HL1616</b>	W: 1600 H: 1600	€ 299	€ 354
<b>HS/HL1816</b>	W: 1800 H: 1600	€ 310	€ 364

## FLOOR SCREEN - 1800mm HIGH

FREESTANDING / LINKING		CARA	LUCIA
<b>HS/HL618</b>	W: 600 H: 1800	€ 225	€ 268
<b>HS/HL818</b>	W: 800 H: 1800	€ 278	€ 336
<b>HS/HL1018</b>	W: 1000 H: 1800	€ 288	€ 359
<b>HS/HL1218</b>	W: 1200 H: 1800	€ 293	€ 369
<b>HS/HL1418</b>	W: 1400 H: 1800	€ 305	€ 385
<b>HS/HL1518</b>	W: 1500 H: 1800	€ 310	€ 385
<b>HS/HL1618</b>	W: 1600 H: 1800	€ 314	€ 390





# FLOOR STANDING & DESK TOP Screens

Delivery: 3 WEEKS



Fabric screens with either raised or flat stitching; 30mm carcass as standard on flat and desk mounted screens; 2 height adjuster; free standing screens fabric trim and 2 feet as standard; desk mounts supplied with DB1 brackets unless otherwise specified; all feet dark grey as standard; any size available; all brackets available as standard; use next price up for odd sizes.



## Floor Standing Screens 1600mm high

<b>D1/168</b>	W: 800 H: 1600	€ 351
<b>D1/1610</b>	W: 1000 H: 1600	€ 359
<b>D1/1612</b>	W: 1200 H: 1600	€ 368
<b>D1/1614</b>	W: 1400 H: 1600	€ 379
<b>D1/1615</b>	W: 1500 H: 1600	€ 398
<b>D1/1616</b>	W: 1600 H: 1600	€ 405
<b>D1/1618</b>	W: 1800 H: 1600	€ 453

## Floor Standing Screens 1200mm high

<b>D1/128</b>	W: 800 H: 1200	€ 325
<b>D1/1210</b>	W: 1000 H: 1200	€ 336
<b>D1/1212</b>	W: 1200 H: 1200	€ 345
<b>D1/1214</b>	W: 1400 H: 1200	€ 352
<b>D1/1215</b>	W: 1500 H: 1200	€ 359
<b>D1/1216</b>	W: 1600 H: 1200	€ 367
<b>D1/1218</b>	W: 1800 H: 1200	€ 405
<b>D1/1220</b>	W: 2000 H: 1200	€ 442

## Desk Mounted Screens 380mm high

<b>D1/DMS/388</b>	W: 800 H: 380	€ 179
<b>D1/DMS/3810</b>	W: 1000 H: 380	€ 193
<b>D1/DMS/3812</b>	W: 1200 H: 380	€ 205
<b>D1/DMS/3814</b>	W: 1400 H: 380	€ 212
<b>D1/DMS/3816</b>	W: 1600 H: 380	€ 219
<b>D1/DMS/3818</b>	W: 1800 H: 380	€ 246
<b>D1/DMS/3820</b>	W: 2000 H: 380	€ 261
<b>D1/DMS/3822</b>	W: 2200 H: 380	€ 299



# ALU Trim Desk Top Screens

Delivery: 10-15 DAYS



Aluminium Trim desk top screens; robust STRAIGHT screens supplied with SILVER SATAN aluminium posts; silver post in-fills; 35mm carcass as standard; all desk top screens are supplied with DB1 brackets.

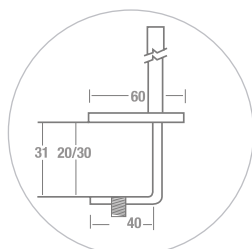


## RECTANGULAR - 380mm HIGH

<b>D30/DMS/388</b>	W: 800 H: 380	€ 216
<b>D30/DMS/3810</b>	W: 1000 H: 380	€ 226
<b>D30/DMS/3812</b>	W: 1200 H: 380	€ 235
<b>D30/DMS/3814</b>	W: 1400 H: 380	€ 253
<b>D30/DMS/3816</b>	W: 1600 H: 380	€ 269
<b>D30/DMS/3818</b>	W: 1800 H: 380	€ 288

## RECTANGULAR - 480mm HIGH

<b>D30/DMS/488</b>	W: 800 H: 480	€ 231
<b>D30/DMS/4810</b>	W: 1000 H: 480	€ 246
<b>D30/DMS/4812</b>	W: 1200 H: 480	€ 253
<b>D30/DMS/4814</b>	W: 1400 H: 480	€ 269
<b>D30/DMS/4816</b>	W: 1600 H: 480	€ 279
<b>D30/DMS/4818</b>	W: 1800 H: 480	€ 309



DB1 SCREW FIX - 25MM

- 2 DB1 desk clamps are supplied with every screen.
- All widths quoted include posts.
- All brackets available as standard.
- Desk top screens 1600mm and over are standard with three bracket holes.

### OPTIONAL LINKING



2 Way Link



3 Way Link



4 Way Link

### COLOUR OPTIONS:



# camira

## FABRIC COLOUR OPTIONS

### Cara

Cara is a plain weave panel fabric available in a wide selection of commercial colourways. One of our most popular vertical surface fabrics, Cara is used extensively on desk screens, wallsides and on pin boards.

This fabric is largely acoustically transparent and as such is ideal to be used as a decorative facing for sound absorbing boards.

#### SCREEN FABRICS

#### CARA



CIGARETTES  
& MATCH



MEDIUM  
HAZARD B1



WASHABLE



ENVIRONMENTAL



5  
YEAR  
GUARANTEE



CARA: Vit EJ184



CARA: Inverness EJ175



CARA: Easdale EJ188



CARA: Dolphin EJ105



CARA: Walten EJ011



CARA: Cluanie EJ180



CARA: Galilee EJ125



CARA: Staffa EJ185



CARA: Carron EJ015



CARA: Adriatic EJ154



CARA: Ronay EJ189



CARA: Lora EJ187



CARA: Portland EJ016



CARA: Lead EJ104




CARA: Chaucer EJ172



CARA: Clan EJ169



CARA: Merrick EJ048



CARA: Lerwick EJ194



CARA: Black EJ138



CARA: Pitlochry EJ076



CARA: Lossie EJ197



CARA: Tummel EJ038

Due to the limitations of the printing process colours may not be 100% accurate, please request samples.



# Lucia

100% recycled



Lucia is an ever popular crepe weave synthetic panel fabric. It's manufactured from **100% recycled** polyester saving virgin raw materials and for a reduced environmental footprint. With a non lustrous appearance, it has a bold and bright colour palette.

This fabric is largely acoustically transparent and as such is ideal to be used as a decorative facing for sound absorbing boards.

## SCREEN FABRICS

## LUCIA



CIGARETTES  
& MATCH



MEDIUM  
HAZARD B1




WASHABLE



ENVIRONMENTAL



5  
YEAR  
GUARANTEE



LUCIA: Bermuda

YB084



LUCIA: Costa

YB026



LUCIA: Curacao

YB005



LUCIA: Slip

YB094



LUCIA: Rum

YB086



LUCIA: Steel

YB095



LUCIA: Ocean

YB100



LUCIA: Scuba

YB089



LUCIA: Martinique

YB004



LUCIA: Bluebell

YB097



LUCIA: Tarot

YB090



LUCIA: Bridgetown

YB102



LUCIA: Diablo

YB101



LUCIA: Belize

YB105



LUCIA: Lobster

YB087



LUCIA: Solano

YB088




LUCIA: Calypso

YB106



LUCIA: Jamaica

YB027



LUCIA: Adobo

YB165



LUCIA: Sandstorm

YB302



LUCIA: Turtle

YB098



LUCIA: Havana

YB009



LUCIA: Sombrero

YB046




LUCIA: Windjammer

YB047



LUCIA: Apple

YB096



LUCIA: Blizzard

YB108

Due to the limitations of the printing process colours may not be 100% accurate, please request samples.

# STEEL FILING & STORAGE



# FILING Cabinets

## - MAINLINE



Delivery: EXPRESS



Swan neck grip handle; Each drawer has high sides for additional strength; Fitted with smooth action suspension slides; Accommodates foolscap suspended filing; 100% drawer opening for maximum filing space; Anti-tilt device is fitted as standard; 40 kilo drawer capacity; Locking with 2 keys (Master Series). Available in Grey and Coffee/Cream.

Tested by FIRA to BS EN 14073:2004 Parts 2-3 & BS EN 14074:2004



AM2	2 Drawer	H: 705 W: 460 D: 620	€ 206
AM3	3 Drawer	H: 1016 W: 460 D: 620	€ 217
AM4	4 Drawer	H: 1321 W: 460 D: 620	€ 230

### COLOUR OPTIONS:



2, 3 & 4 DRAWER FILING



COMPRESSOR PLATE AMCP  
TO DIVIDE DRAWER €10

# FILING Cabinets

## - COLOURED



Delivery: EXPRESS



Swan neck grip handle; Each drawer has high sides for additional strength; Fitted with smooth action suspension slides; Accommodates foolscap suspended filing; 100% drawer opening for maximum filing space; Anti-tilt device is fitted as standard; 40 kilo drawer capacity; Locking with 2 keys (Master Series). Available in Red, Blue, Silver, Black and White.

Tested by FIRA to BS EN 14073:2004 Parts 2-3 & BS EN 14074:2004



AM2	2 Drawer	H: 705 W: 460 D: 620	€ 217
AM4	4 Drawer	H: 1321 W: 460 D: 620	€ 250

### COLOUR OPTIONS:



2 & 4 DRAWER FILING ONLY



# SIDE FILING Cabinets

Delivery: 7-10 DAYS



Swan neck grip handle; Each drawer has high sides for additional strength; Two cross bars in each drawer to facilitate A4 or foolscap filing; 100% drawer opening for maximum filing space; Anti-tilt device is fitted as standard; 40 kilo drawer capacity; Locking with 2 keys (Master Series). Available in Grey, Silver and White.



suspended filing

			silver / white	grey
<b>AMSD208</b>	2 Drawer	H: 705 W: 800 D: 470	€ 532	€ 532
<b>AMSD308</b>	3 Drawer	H: 1016 W: 800 D: 470	€ 717	€ 717
<b>AMSD408</b>	4 Drawer	H: 1321 W: 800 D: 470	€ 739	€ 739
<b>AMSD210</b>	2 Drawer	H: 705 W: 1000 D: 470	€ 717	€ 717
<b>AMSD310</b>	3 Drawer	H: 1016 W: 1000 D: 470	€ 739	€ 739
<b>AMSD410</b>	4 Drawer	H: 1321 W: 1000 D: 470	€ 805	€ 805

### COLOUR OPTIONS:



## Optimise your storage...

Wooden finished tops are available, any length and in a choice of 15 colours to match any project.



# DOUBLE DOOR Cupboards - CONTRACT

Delivery: EXPRESS



Fitted with two point locking system - Twist handle lock and 2 keys (Master Series); **Complete with standard shelves**; Accommodates lateral filing pockets; Complete range of internal fitsments available, see page 43.

Available in Grey, Coffee/Cream and Black/White.

Tested by **FIRA** to BS EN 14073:2004 Parts 2-3 & BS EN 14074:2004



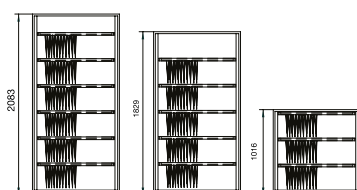
			grey coffee/cream	black /white
<b>AC40DD1</b>	1 Shelf	H: 1016 W: 914 D: 457	€ 278	-
<b>AC72DD3</b>	3 Shelves	H: 1829 W: 914 D: 457	€ 305	€ 305
<b>AC82DD4*</b>	4 Shelves	H: 2083 W: 914 D: 457	€ 445	-

\* available in grey only

## COLOUR OPTIONS:



MAINLINE DOUBLE DOOR CUPBOARD



TWIST DOOR HANDLE COMPLETE  
WITH 2 KEYS (MASTER SERIES)



# SIDE OPENING Tambour Units



Delivery: EXPRESS



Finger grip handles; Two point locking 2 keys (Master Series); Accommodates lateral filing pockets; Full length magnetic slam rails; **Supplied Empty** - Complete range of internal fitments available, see page 43; **Available in Grey and Coffee/Cream.**

Tested by FIRA to BS EN 14073:2004 Parts 2-3 & BS EN 14074:2004



<b>AM28SOT*</b>	Supplied EMPTY	H:695 W:800 D:486	€ 495
<b>AMEC28SOT*</b>	Supplied EMPTY	H:695 W:1000 D:486	€ 576
<b>AM40SOT</b>	Supplied EMPTY	H:1016 W:1000 D:486	€ 576
<b>AM60SOT*</b>	Supplied EMPTY	H:1524 W:1000 D:486	€ 542
<b>AM78SOT</b>	Supplied EMPTY	H:1981 W:1000 D:486	€ 570
<b>AM82SOT*</b>	Supplied EMPTY	H:2083 W:1000 D:486	€ 789

\*Available in grey only

**NEW 800 WIDE  
SIZES NOW AVAILABLE**  
AM40SOTW8, AM47SOTW8 &  
AM78SOTW8 P.O.A.

COLOUR OPTIONS:



SIDE OPENING TAMBOUR UNITS

# SIDE OPENING Tambour Units - COLOURED



Delivery: 7-10 DAYS



Finger grip handles; two point locking 2 keys (Master Series); accommodates lateral filing pockets; full length magnetic slam rails; **Supplied Empty** - complete range of internal fitments available, see page 43; **Available in Red, Blue, Silver, White and Black**



<b>AM40SOT</b>	Supplied EMPTY	H:1016 W:1000 D:486	€ 532
<b>AM47SOT*</b>	Supplied EMPTY	H:1200 W:1000 D:486	€ 542
<b>AM78SOT</b>	Supplied EMPTY	H:1981 W:1000 D:486	€ 629

\*White carcass and doors only \*\*Silver carcass and doors only

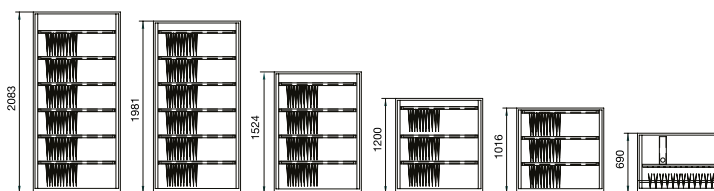
COLOUR OPTIONS:



ADJUSTABLE HEIGHT LEVER



DISCREET TRACK



CAPACITY: LATERAL FILING



# CUPBOARD & TAMBOUR INTERNAL FITMENTS



CODE	COLOUR	PRICE
<b>AMS36</b>	grey, white, cream	€ 29
<b>AMS800</b>	grey	€ 24

## STANDARD SHELF

(maximum load 45kg)  
AMS800 for AM28SOT only.



CODE	COLOUR	PRICE
<b>AMLFS</b>	grey	€ 44
<b>AMLFS33</b>	grey	€ 49
<b>AZLFZ*</b>	grey	€ 22

## DUAL PURPOSE SHELF

Hanging pockets AMLFS, 27cm and AMLFS33, 33cm pockets. \*For SLIMLINE Cupboards ONLY.



CODE	COLOUR	PRICE
<b>AML36</b>	grey	€ 39

## LATERAL FILING FRAME

Overall pocket height +13mm.



CODE	COLOUR	PRICE
<b>AMHD36</b>	grey	€ 33

## HEAVY DUTY SHELF

(maximum load 64kg).



CODE	COLOUR	PRICE
<b>AMWS36</b>	grey	€ 55

## WARDROBE SHELF

Fitted with a coat rail.



CODE	COLOUR	PRICE
<b>AMCOMP</b>	grey	€ 239

## COMPARTMENT SHELF

Filing shelf fitted with 16 A4 compartments.



CODE	COLOUR	PRICE
<b>AMSF36</b>	grey	€ 48
<b>AMVD7</b> (PK5)	grey	€ 37

## SLOTTED SHELF & 7" VERTICAL DIVIDER

Slotted shelf to take AMVD7. 7" vertical dividers (sold separately). Maximum load 45kg.



CODE	COLOUR	PRICE
<b>AMVD9</b>	grey	€ 30

## 9" DIVIDER

For use with AMS36 and AMHD36.  
(maximum load 45kg).



CODE	COLOUR	PRICE
<b>AMPORS</b>	grey	€ 118

## PULL OUT FILING SHELF

(maximum load 45kg).



CODE	COLOUR	PRICE
<b>AMROF</b>	grey	€ 136

## ROLL OUT FILING FRAME

(Bracket required)  
Takes foolscap or A4 filing pockets.



CODE	COLOUR	PRICE
<b>AMROT</b>	grey	€ 120

## ROLL OUT TRAY

(Bracket required)  
(maximum load 45kg)



CODE	COLOUR	PRICE
<b>AMB</b>	black	€ 37
<b>AMAT2</b>	black	€ 99
<b>AMAT3</b>	black	€ 110

## ANTI-TILT BRACKETS

When more than one roll out fitment is fitted, anti-tilt brackets AMAT2 or AMAT3 must be used.

**WARNING:** When one Roll out fitment is required an AMB Bracket **MUST** be used. Roll out fitments should always be fitted in the bottom half of units. Anti-tilt brackets **MUST** be used when fitting two or more roll out fitments. Maximum of 3 Roll out fitments per unit.

# SECURITY DOUBLE DOOR Cupboard

Delivery: 7-10 DAYS



Fitted with a steel hinged cover for added security - locked in position with a padlock (not included); fitted with two point locking system - twist handle lock and 2 keys (Master Series); accommodates lateral filing pockets; **Supplied Empty** - complete range of internal fitments available, see page 43.  
Available in Grey.



**ACSC72**

Supplied EMPTY

H: 1829 W: 914 D: 457

€ 359

COLOUR OPTIONS:



grey  
SECURITY DOUBLE DOOR  
CUPBOARD



FITTED WITH  
STEEL HINGED  
LOCK COVER



LOCKED WITH  
PADLOCK  
(NOT INCLUDED)



# SECURITY FILING Cabinets



Delivery: 7-10 DAYS

Swan neck grip handle; fitted with a full length steel bar. Each drawer has high sides for additional strength; fitted with smooth action suspension slides; accommodates foolscap suspended filing; 100% drawer opening for maximum filing space; anti-tilt device is fitted as standard; 40 kilo drawer capacity; locking with 2 keys (Master Series); **Available in Grey.**



<b>AMSFC2</b>	2 Drawer	H: 705 W: 460 D: 620	€ 304
<b>AMSFC4</b>	4 Drawer	H: 1321 W: 460 D: 620	€ 370

### COLOUR OPTIONS:



LOCKED WITH PADLOCK  
(NOT INCLUDED)

# SECURITY INDIVIDUAL LOCKING FILING Cabinet



Delivery: 7-10 DAYS

Swan neck grip handle; a full size steel sheet is fitted between each drawer; each drawer has high sides for additional strength; fitted with smooth action suspension slides; accommodates foolscap suspended filing; 100% drawer opening for maximum filing space; anti-tilt device is fitted as standard; 40 kilo drawer capacity; each drawer has individual lock with 2 keys (Master Series); **Available in Grey.**



<b>AMIL4</b>	4 Drawer	H: 1321 W: 460 D: 620	€ 456
--------------	----------	-----------------------	-------

### COLOUR OPTIONS:



STEEL DIVIDING SHEET  
TO PREVENT ACCESS  
IF DRAWER IS REMOVED



# MOBILE Pedestals



Delivery: EXPRESS



Flat fronted steel drawers with finger pull; Anti-tilt locking device is fitted preventing a second drawer being opened; Fitted with 4 castors (front 2 are locking); Fifth roller castor prevents tipping when a drawer is open; 2 Box drawers and 1 filing drawer includes plastic pen tray; Filing drawer accepts A4 or Foolscap suspension files; Fitted with lock and 2 keys (Master Series); Available in White, Silver and Black.



<b>BV30Z</b>	3 Drawer - Slimline	H: 600 W: 300 D: 500	€ 219
<b>BV40Z</b>	3 Drawer	H: 600 W: 390 D: 500	€ 219



PEN TRAY



FINGER PULL DRAWER & LOCKING

COLOUR OPTIONS:



# TAMBOUR/PED Storage Unit



Delivery: EXPRESS



Desk high 3 drawer pedestal combined with Side opening tambour storage unit; SOT doors slide open on a discreet track; SOT is fitted with an 800w shelf; SOT will take Foolscap Lever Arch files when shelf removed; PEDESTAL has flat fronted steel drawers with side finger grip; PEDESTAL has 2 Box drawers and 1 Filing Drawer; Filing Drawer accepts A4 or Foolscap suspension files; Pedestal fitted with Anti Tilt device; Plastic Pen Tray in top drawer; Unit has adjustable feet; SOT and PEDESTAL are locking with 2 keys (Master Series) - Must specify Left or Right Hand units; Available in White.



<b>BVX4SOTR</b>	Right Hand	H: 1200 W: 430 D: 800	€ 556
<b>BVX4SOTL</b>	Left Hand	H: 1200 W: 430 D: 800	€ 556

COLOUR OPTIONS:



# OFFICE Locker



Delivery: EXPRESS

Steel 6 door office locker; Mail slot on each door; Fitted with a shelf; Name holder fitted to each door; Fitted with soft closing hinges; Available in White.




BOM0680	6 Door	H: 1375 W: 800 D: 486	€ 665
---------	--------	-----------------------	-------

COLOUR OPTIONS:



INTERNAL SIZES:  
H: 425 W: 375 D: 460

# TOWER Unit



Delivery: EXPRESS

Steel tower unit; 1 adjustable shelf and 2 fixed shelves; Fixed floor shelf; Grip handle for easy opening; fitted with Anti Tilt device; Unit has 4 Adjustable levelling feet; locking with 2 keys (Master Series); Personal drawer fitted with digital lock BKD1L; Must specify Left or Right hand units; Available in White.



BKT10R.BKD1R	Right Hand	H: 1135 W: 450 D: 800	€ 804
BKT10L.BKD1L	Left Hand	H: 1135 W: 450 D: 800	€ 804

COLOUR OPTIONS:



# FILING Cabinets - CONTRACT



Delivery: EXPRESS



Recessed handle and label holder; each drawer has high sides for additional strength; accommodates foolscap suspended filing ONLY; anti-tilt device is fitted as standard; 35 kilo drawer capacity; locking with 2 keys (Master Series); **Available in Grey and Coffee/Cream.**



<b>AC2</b>	2 Drawer	H: 730 W: 460 D: 620	€ 185
<b>AC3</b>	3 Drawer	H: 1024 W: 460 D: 620	€ 195
<b>AC4</b>	4 Drawer	H: 1321 W: 460 D: 620	€ 206

COLOUR OPTIONS:



# SLIMLINE DOUBLE DOOR Cupboard



Delivery: 3 WEEKS



The 'AZ' Double Door Cupboard is 400mm deep and comes **complete with 3 AZ Dual Purpose Shelves** as standard; The AZ Dual Purpose Shelf will only fit into the AZ Cupboards and can be used for storage and hanging 330mm Lateral Filing Pockets underneath. Extra AZ Dual Purpose Shelves available: CODE AZLFZ, see page 43; **Available in Grey**



<b>AZ7DD3</b>	3 Shelves	H: 1829 W: 914 D: 381	€ 282
---------------	-----------	-----------------------	-------



AZ dual purpose shelf



# LOCKERS & Accessories

Delivery: 7-10 DAYS



Name holder fitted to every door and full length door stiffener;  
Single locker fitted with hat shelf and coat hook; 2 door locker  
fitted with coat hooks; Door vents standard on single and 2 door  
lockers; Cam lock with 2 keys (master series) - Butterfly lock option;  
Available in Grey.



<b>L1D7022</b>	Single Door	H: 1778 W: 305 D: 305	€ 164
<b>L1D7028</b>	Single Door	H: 1778 W: 305 D: 457	€ 174
<b>L2D7022</b>	2 Door	H: 1778 W: 305 D: 305	€ 195
<b>L2D7028</b>	2 Door	H: 1778 W: 305 D: 457	€ 202
<b>L3D7028</b>	3 Door	H: 1778 W: 305 D: 457	€ 206
<b>L4D7022</b>	4 Door	H: 1778 W: 305 D: 305	€ 210
<b>L4D7028</b>	4 Door	H: 1778 W: 305 D: 457	€ 229
<b>L6D7022</b>	6 Door	H: 1778 W: 305 D: 305	€ 218
<b>L6D7028</b>	6 Door	H: 1778 W: 305 D: 457	€ 256

## COLOUR OPTIONS:



SINGLE  
SLOPING TOP

LST128G € 32



TRIPLE  
SLOPING TOP

LST328G € 79



COMBINATION LOCK



BUTTERFLY LOCK OPTION  
(padlock not included)



DIGITAL COMBINATION  
LOCK



CAM LOCK and 2 keys



DOOR VENT  
(on single and  
2 door lockers only)

Showing TRIPLE SLOPING TOP

Contact  
Sales Office  
for Prices

# JANITOR

## Double Door Cupboard

Delivery: 7-10 DAYS



Fitted with a two point locking system; full length door stiffeners for extra strength; supplied with one top shelf, 3 side shelves and a centre partition fitted with a wardrobe rail; fitted with a twist handle lock and 2 keys Master Series; **Supplied Complete**; Available in Grey.



AY718J

H: 1829 W: 914 D: 457

€ 402



COLOUR OPTIONS:



## Z - LOCKER

### Cupboard

Delivery: 7-10 DAYS



Two 'Z' doors with ventilation perforation holes; name holder fitted on every door; full length door stiffener on every door; each compartment is fitted with a coat rail; fitted with a camlock and 2 keys Master Series; butterfly locks can be fitted as an option (padlock not supplied); **Available in Grey.**



L2DZ

H: 1829 W: 380 D: 457

€ 279



COLOUR OPTIONS:



Door vent



Cam lock with 2 keys fitted



OPTIONAL Butterfly lock (requires padlock)

# CLEAN & DIRTY Locker



Delivery: 7-10 DAYS



Clean & dirty lockers contain a top shelf and centre partition to keep clean garments and soiled work clothes separate; complete with door vent perforations; name holder fitted to every door with a full length door stiffener; cam lock with 2 keys (master series) - Butterfly lock option; **Available in Grey.**



**LCD7088**

Single Door

H: 1778 W: 457 D: 457

€ 282

COLOUR OPTION:



CAM LOCK AS STANDARD



DOOR VENT



BUTTERFLY LOCK OPTION  
(PADLOCK NOT INCLUDED)

# JANITOR Locker



Delivery: 7-10 DAYS



Janitor lockers have one top shelf, 3 side shelves and a centre partition for storage; complete with door vent perforations; name holder fitted to every door with full length door stiffener; cam lock with 2 keys (master series) - Butterfly lock option; **Available in Grey.**



**LJ7088**

Single Door

H: 1778 W: 457 D: 457

€ 289

COLOUR OPTION:



CAM LOCK AS STANDARD



DOOR VENT



BUTTERFLY LOCK OPTION  
(PADLOCK NOT INCLUDED)



# STEEL Lockers

Delivery: 4 WEEKS



Air vent system on each door; welded internal door strengthener; 10 micro sprung disc lock; 5 knuckle hinges; through frame locking; sloping top option; Available in 12 colours, and 3 carcass colours.

- 1780 (mm) high



701218



701218/2



701218/3



701218/4



701218/5



701218/6



#### COLOUR OPTIONS:



Air vent system on each door; recessed number plates available on request

<b>701218/1</b>	Single Door	H: 1780 W: 305 D: 460	€ 275
<b>701218/2</b>	2 Door	H: 1780 W: 305 D: 460	€ 338
<b>701218/3</b>	3 Door	H: 1780 W: 305 D: 460	€ 368
<b>701218/4</b>	4 Door	H: 1780 W: 305 D: 460	€ 394
<b>701218/5</b>	5 Door	H: 1780 W: 305 D: 460	€ 412
<b>701218/6</b>	6 Door	H: 1780 W: 305 D: 460	€ 470

# LAPTOP TOWER Lockers



Delivery: 4 WEEKS



Media tower lockers for a variety of smart devices; powered; mobile or static; choose from 10 or 15 compartments; single door or individual door options; steel construction; variety of locking solutions; lock covers allow for easy identification; charging units tested to BS 6396:2008; rear perforated panel for heat dissipation; Available in White, Silver or Black carcass with a choice of 12 door colours.

- Height 1780mm



## MULTI DOOR:

LAP/701518/10/CH

10 shelves

W: 380 D: 460

€ 664

LAP/701518/15/CH

15 shelves

W: 380 D: 460

€ 712



INTEGRAL 2.1AMP USB SOCKET AVAILABLE

## COLOUR OPTIONS:



Delivery: 4 WEEKS



Media tower lockers for a variety of smart devices; non-powered; mobile or static; Choose from 10 or 15 compartments; Single door or individual door options; steel construction; variety of locking solutions; lock covers allow for easy identification; Available in White, Silver or Black carcass with a choice of 12 door colours.

- Height 1780mm



## MULTI DOOR:

LAP/701518/10/ST

10 shelves

W: 380 D: 525

€ 362

LAP/701518/15/ST

15 shelves

W: 380 D: 525

€ 420

## COLOUR OPTIONS:



CLEAR ENTRY HEIGHT:  
15 = 115mm  
10 = 170mm





# TABLET TOWER Lockers

Delivery: 4 WEEKS



Media tower lockers for a variety of smart devices; non-powered; mobile or static; choose from 10 or 15 compartments; single door or individual door options; steel construction; variety of locking solutions; lock covers allow for easy identification; **Available in White, Silver or Black carcass with a choice of 12 door colours.**

- Height 1780mm



## MULTI PLAIN DOOR:

<b>TAB/701212/10/10/P/none</b>	10 doors	W: 305 D: 305	€ 332
<b>TAB/701212/15/15/P/none</b>	15 doors	W: 305 D: 305	€ 375

## COLOUR OPTIONS:



CLEAR ENTRY HEIGHT:  
15 = 115mm  
10 = 170mm

Delivery: 4 WEEKS



Media tower lockers for a variety of smart devices; Powered; mobile or static; Choose from 10 or 15 compartments; Single door or individual door options; steel construction; variety of locking solutions; lock covers allow for easy identification; charging units **tested to BS 6396:2008**; rear perforated panel for heat dissipation; **Available in White, Silver or Black carcass with a choice of 12 door colours.**

- Height 1780mm




## MULTI PLAIN DOOR:

<b>TAB/701212/10/10/P/Plug</b>	10 doors	W: 305 D: 370	€ 575
<b>TAB/701212/10/10/USB</b>	10 doors	W: 305 D: 370	€ 644
<b>TAB/701212/15/15/P/Plug</b>	15 doors	W: 305 D: 370	€ 632
<b>TAB/701212/15/15/USB</b>	15 doors	W: 305 D: 370	€ 732

## COLOUR OPTIONS:



# GLIDE MOBILE Shelving System



STARTER UNIT

Delivery: 3 WEEKS



## FEATURES:

- Fitted with an anti-tilt mechanism.
- 4 adjustable shelves are included within each bay.
- Shelves are 400mm deep - suitable for archive boxes.
- Each shelf has a maximum distributed load of 60kg.
- Left/Right Movement.
- Locking with 2 keys.
- Finished in white with an anthracite base frame.





900 WIDE  
**STARTER UNIT\***  
**RMS4900 - WHITE**

COMPRISING: 4 x 900w bays including boards and gang way  
OVERALL SIZE: 2150 high x 980 wide x 2670 long  
BAY SIZE: 900 wide x 445 deep x 2150 high  
SHELF SIZE: 897 x 400 x 25  
INTERNAL BAY HEIGHT: 1900  
GANG WAY WIDTH: 890  
SHELVES PER BAY: 4  
NUMBERS OF BAYS: 4  
CONFIGURATION OF BAYS:  
2 Single Bays, 1 Double Bay

1200 WIDE  
**STARTER UNIT\***  
**RMS41200 - WHITE**

COMPRISING: 4 x 1200w bays including boards and gang way  
OVERALL SIZE: 2150 high x 1280 wide x 2670 long  
BAY SIZE: 1200 wide x 445 deep x 2150 high  
SHELF SIZE: 1197 x 400 x 25  
INTERNAL BAY HEIGHT: 1900  
GANG WAY WIDTH: 890  
SHELVES PER BAY: 4  
NUMBERS OF BAYS: 4  
CONFIGURATION OF BAYS:  
2 Single Bays, 1 Double Bay

900 WIDE  
**EXTENSION UNIT**  
**RMSDB900 - WHITE**

COMPRISING: 2 x 900w bays and track extension ONLY  
(No gangway required)  
OVERALL SIZE: 2150 high x 980 wide x 890 long  
NUMBERS OF BAYS: 2  
CONFIGURATION OF BAYS: 1 Double Bay

1200 WIDE  
**EXTENSION UNIT**  
**RMSDB1200 - WHITE**

COMPRISING: 2 x 1200w bays and track extension ONLY  
(No gangway required)  
OVERALL SIZE: 2150 high x 1280 wide x 890 long  
NUMBERS OF BAYS: 2  
CONFIGURATION OF BAYS: 1 Double Bay

## [ GLIDE BENEFITS ]

- Easy and efficient way to increase storage by up to 83%.
  - No preparatory work to the floor required.
- Base frame can be easily levelled, to allow for uneven floor.
  - Simple and easy to install.
  - Easily extendable or relocated.
  - Installation POA



# BENCH DESKING

## BENCH Desking Systems

Delivery: 4 WEEKS



Benches accept standard desktop screens (fixed with C clamps) and standard cable trays available from the product guide (not supplied as standard). All tops are drilled as standard to accept 600D returns on 1400mm+ benches. Supplied with twin scallops as standard - port holes are not available due to interference with the frame. Side dividing screens can only be fitted using T brackets screwed to the top due to interference with the frame.

### COLOUR OPTIONS:



### Single Bench Starter

H:740mm  
25mm Top



#### 600D

<b>BSBS106</b>	1000 Desk	€ 296
<b>BSBS126</b>	1200 Desk	€ 309
<b>BSBS146</b>	1400 Desk	€ 333
<b>BSBS166</b>	1600 Desk	€ 345
<b>BSBS186</b>	1800 Desk	€ 368

#### 800D

<b>BSBS108</b>	1000 Desk	€ 327
<b>BSBS128</b>	1200 Desk	€ 345
<b>BSBS148</b>	1400 Desk	€ 368
<b>BSBS168</b>	1600 Desk	€ 392
<b>BSBS188</b>	1800 Desk	€ 415

### Single Bench Add-On

H:740mm  
25mm Top



#### 600D

<b>BSBA106</b>	1000 Desk	€ 257
<b>BSBA126</b>	1200 Desk	€ 272
<b>BSBA146</b>	1400 Desk	€ 296
<b>BSBA166</b>	1600 Desk	€ 320
<b>BSBA186</b>	1800 Desk	€ 345

#### 800D

<b>BSBA108</b>	1000 Desk	€ 291
<b>BSBA128</b>	1200 Desk	€ 309
<b>BSBA148</b>	1400 Desk	€ 333
<b>BSBA168</b>	1600 Desk	€ 356
<b>BSBA188</b>	1800 Desk	€ 379

### Double Bench Starter

H:740mm  
25mm Top



#### 600D

<b>BDBS1012</b>	1000 Desk	€ 535
<b>BDBS1212</b>	1200 Desk	€ 565
<b>BDBS1412</b>	1400 Desk	€ 595
<b>BDBS1612</b>	1600 Desk	€ 629
<b>BDBS1812</b>	1800 Desk	€ 655

#### 800D

<b>BDBS1016</b>	1000 Desk	€ 582
<b>BDBS1216</b>	1200 Desk	€ 619
<b>BDBS1416</b>	1400 Desk	€ 642
<b>BDBS1616</b>	1600 Desk	€ 655
<b>BDBS1816</b>	1800 Desk	€ 679

### Double Bench Add-On

H:740mm  
25mm Top



#### 600D

<b>BDBA1012</b>	1000 Desk	€ 452
<b>BDBA1212</b>	1200 Desk	€ 486
<b>BDBA1412</b>	1400 Desk	€ 519
<b>BDBA1612</b>	1600 Desk	€ 546
<b>BDBA1812</b>	1800 Desk	€ 570

#### 800D

<b>BDBA1016</b>	1000 Desk	€ 486
<b>BDBA1216</b>	1200 Desk	€ 510
<b>BDBA1416</b>	1400 Desk	€ 546
<b>BDBA1616</b>	1600 Desk	€ 559
<b>BDBA1816</b>	1800 Desk	€ 582

## Cable Trays



### TO FIT:

<b>BBMCT10</b>	1000mm	€ 59
<b>BBMCT12</b>	1200mm	€ 62
<b>BBMCT14</b>	1400mm	€ 65
<b>BBMCT16</b>	1600mm	€ 68
<b>BBMCT18</b>	1800mm	€ 70

## Rectangular Desktop Screen

H: 480mm

Screens supplied with 30mm C Clamp as standard  
All screens in this section can be supplied at 300mm, 380mm and 480mm at the same price if specified at time of order.



<b>HRDT8</b>	800 Screen	€ 174
<b>HRDT10</b>	1000 Screen	€ 178
<b>HRDT12</b>	1200 Screen	€ 185
<b>HRDT14</b>	1400 Screen	€ 196
<b>HRDT15</b>	1500 Screen	€ 202
<b>HRDT16</b>	1600 Screen	€ 214
<b>HRDT1638</b>	1638 Screen	€ 214
<b>HRDT18</b>	1800 Screen	€ 219
<b>HRDT20</b>	2000 Screen	€ 237



# MANAGER & EXECUTIVE DESKS



T45 executive range, featuring workstation, boardroom table and matching storage.





**Delivery:** 3 WEEKS



## X5

Desk With Desk High Return

22mm desk top; rectangular desk; desk high return; pedestal; other sizes available P.O.A.; desk available in 3 melamine colours, legs available in white or grey.

- 730 (mm) high

**X5L2289**

W: 1800 D: 1900

€ 2,325

**X5L2209**

W: 2000 D: 1900

€ 2,469

### COLOUR OPTIONS:



**Delivery:** 3 WEEKS



## T45

Desk With Structural Return

38mm desk top; rectangular desk; structural modesty panel; structural return; pedestal; other sizes available P.O.A.; desk available in 3 melamine colours, return available in white.

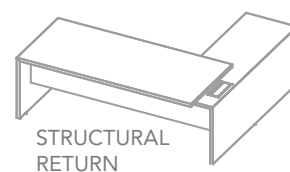
- 730 (mm) high

**T4MCD200**

W: 2000 D: 1940

€ 2,239

### COLOUR OPTIONS:



Delivery: 3 WEEKS



## XTIME

### Workstation

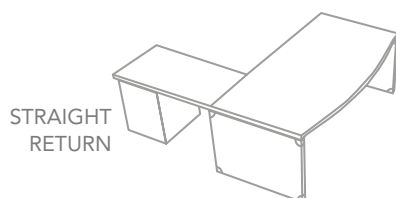
38mm desk, bow fronted workstation with executive panel leg and modesty panel; straight return and pedestal and adjustable feet; available in 3 melamine colours.

- 735 (mm) high.

**FOSC180+FODA** W: 1800 D: 1000 € 2,035

**FOSC200+FODA** W: 2000 D: 1000 € 2,069

#### COLOUR OPTIONS:



STRAIGHT  
RETURN

#### STRAIGHT RETURN

**FODA100** W: 100 D: 600 € 750

**FODA1800** W: 1800 D: 1000 € 740

**FODA2000** W: 2000 D: 1000 € 765

#### COLOUR OPTIONS:



Storage is available  
to match all  
executive desking,  
please contact our  
Sales Team







COLOUR OPTIONS:



Delivery: 3 WEEKS



## ROMA LORENZO

Desk

25mm bow fronted desk top with curved executive leg and modesty panel complete with extension and pedestal; 2 cable portholes; adjustable feet; available in 15 melamine colours.

- 740 (mm) high.

**RLBF18/GSPEX6D3** W: 1800 D: 800 € 1,275

### COLOUR OPTIONS:



## SIDEBORD UNIT

25mm; locking; 2 adjustable shelves; adjustable feet.

- 740 (mm) high.

<b>SSBUOF2DR</b> - Open	W: 1200 D: 600	€ 1,059
<b>SSBU2F2DR</b> - 2 Drawer	W: 1200 D: 600	€ 1,249
<b>SSBU3F2DR</b> - 3 Drawer	W: 1200 D: 600	€ 1,249
<b>SSBU4F2DR</b> - 4 Drawer	W: 1200 D: 600	€ 1,249



STRAIGHT PEDESTAL EXTENSION

**GSPEX8D3** W: 1000 D: 800 € 589



BOW FRONTED DESK

**BF18** W: 1800 D: 800 € 685







# BOARDROOM TABLES & EXECUTIVE SEATING



T45 executive boardroom table range,  
featuring wooden column legs.



Delivery: 3 WEEKS



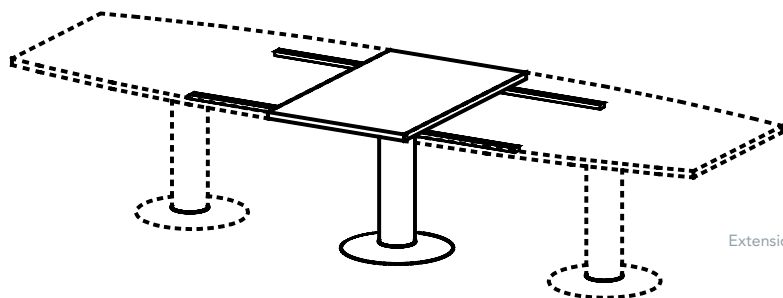
#### IDEA

Boardroom Table

30mm barrel shaped table top; Silver or white trumpet column legs; 2.8 (seats 10) plus extension 3.5 table (seats 12).

Available in 9 melamine colours.  
Chrome finish P.O.A.

• 730 (mm) high.



Extension detail

#### 2.8 TABLE:

**IDTR280** W: 2800 D: 1100 € 1,635

#### EXTENSION:

**IDPR070** W: 700 D: 1100 € 789

#### COLOUR OPTIONS:



Storage is available to match all boardroom settings, please contact our Sales Team





Delivery: 3 WEEKS



**T45**  
Meeting & Boardroom Tables

30mm table top with an 85mm over-hang; wooden column legs; a choice of 4 length options; lift-up cable tray; available in 3 melamine colours.

- 730 (mm) high

<b>T4RM0140</b>	W: 1400 D: 1400	€ 1,949
<b>T4RM0280</b>	W: 2800 D: 1400	€ 3,589
<b>T4RM0420</b>	W: 4200 D: 1400	€ 5,295
<b>T4RM0560</b>	W: 5600 D: 1400	€ 6,945



DINAMICA  
CHAIRS  
AVAILABLE  
POA



COLOUR OPTIONS:





### GIANNI 'A' FRAME

Boardroom Tables



25mm wooden top; metal leg frame with adjustable feet; leg finish in white, silver, graphite or black; a choice of 3 tops boat-shaped, oval or d-end. Available in 15 melamine colours.

- 740 (mm) high

<b>GABST20</b>	W:2000 D:1200	Seats 6	€ 1,415
<b>GABST24</b>	W:2400 D:1200	Seats 8	€ 1,595
<b>GABST28</b>	W:2800 D:1200	Seats 10	€ 1,859
<b>GABST32</b>	W:3200 D:1200	Seats 10	€ 2,215
<b>GABST36</b>	W:3600 D:1200	Seats 12	€ 2,479

Other lengths and depths available P.O.A.

### ARROWHEAD PANEL END

Boardroom Tables



25mm wooden top; wooden leg frame with adjustable feet; a choice of 3 tops boat-shaped, oval or d-end. Available in 15 melamine colours.

- 740 (mm) high

<b>ADBT20</b>	W:2000 D:1200	Seats 6	€ 1,095
<b>ADBT24</b>	W:2400 D:1200	Seats 8	€ 1,165
<b>ADBT28</b>	W:2800 D:1200	Seats 10	€ 1,479
<b>ADBT32</b>	W:3200 D:1200	Seats 10	€ 1,700
<b>ADBT36</b>	W:3600 D:1200	Seats 12	€ 1,962

Other lengths and depths available P.O.A.





Delivery: 3 WEEKS



A choice of 3 top shapes:

BOAT SHAPED



OVAL



D-END



Please specify top requirement when ordering. Other tops available.

COLOUR OPTIONS:





Delivery: 3 WEEKS



Wide range of shapes and finishes to adapt the tables to each of your needs concerning the look, the functionality and the room.

### Idea

Round Meeting Table

30mm round table top; silver or white trumpet column leg; (seats 4); **Available in 6 melamine colours**

- 730 (mm) high

<b>COTC10C</b>	Diameter: 1000mm	€ 749
<b>COTC12C</b>	Diameter: 1200mm	€ 809

### Idea

Meeting Table

30mm oval or boat shaped table top; silver or white trumpet column leg; seats from 4-12 people; **Available in 6 melamine colours**

- 730 (mm) high

<b>OVAL</b>		
<b>IDTR200</b>	W:2000 D:1100 H:730	€ 1,289
<b>IDTR240</b>	W:2400 D:1100 H:730	€ 1,355
<b>BOAT</b>		
<b>IDTR280</b>	W:2800 D:1100 H:730	€ 1,625
<b>IDPR070</b>	W:700 D:1100 H:730	€ 789
<b>BUNDLE OFFER</b>		
<b>IDTR350</b>	IDTR280 + IDPR070	€ 2,409


### COLOUR OPTIONS:





# MEETING & BOARDROOM

chair options found in our SEATING section





# OFFICE SEATING



# EDO MESH

## Executive Seating

Delivery: 7-10 DAYS



Mesh back with ratchet height adjustment and lumbar support; Wide waterfall fully upholstered seat provides extra leg support; Synchronised mechanism: back lever releases free float, lock in desired position, forward lever adjusts height of gas spindle; Seat tension dial to adjust to user's weight; Height Adjustable arms; Black 5 Star spider base and castors. **Optional Chrome Base POA**

Dimensions (mm)  
Seat Width: 515  
Seat Depth: 485  
Overall Height: 1220-1300

Overall Height: 1020-1110  
(without headrest)



The added bonus of the EDO7 range is the sliding seat feature

**EDO7MHRHA**  
Executive Mesh



- Headrest
- Height Adjustable Arms
- Ratchet Back
- Sliding seat
- 2 Lever - Synchronised + Sliding Seat

A	€ 614
B	€ 625
C	€ 635

**EDO7MHA**  
Executive Mesh



- Height Adjustable Arms
- Ratchet Back
- Sliding seat
- 2 Lever - Synchronised + Sliding Seat

A	€ 570
B	€ 582
C	€ 592

Dimensions (mm)  
Seat Width: 515  
Seat Depth: 485  
Overall Height: 1220-1300

Overall Height: 1020-1110  
(without headrest)



**EDO5MHRHA**  
Executive Mesh



- Headrest
- Height Adjustable Arms
- Ratchet Back
- 2 Lever - Synchronised

A	€ 570
B	€ 582
C	€ 592

**EDO5MHA**  
Executive Mesh



- Height Adjustable Arms
- Ratchet Back
- 2 Lever - Synchronised

A	€ 528
B	€ 538
C	€ 548

# BETA MESH Seating

Delivery: 7-10 DAYS



Mesh back with waterfall fully upholstered seat; 2 lever mechanism, permanent contact back with fixed seat: Back lever releases back to lock in desired position, Forward lever adjusts height of gas spindle; Height adjustable or fixed arm options; Black spider 5 star base with drop spindle and castors.



Dimensions (mm)  
Seat Width: 495  
Seat Depth: 445  
Overall Height: 940-1070



**BA900MGA**  
High Back Mesh



- Fixed arms
- 2 Lever - Permanent Contact

A	€ 314
B	€ 324
C	€ 334

**BA900MGHA**  
High Back Mesh



- Height adjustable arms
- 2 Lever - Permanent Contact

A	€ 345
B	€ 356
C	€ 368

Delivery: 7-10 DAYS



Medium back armchairs; With mesh back and upholstered seat; Black plastic armrests; Available with chrome 4-legged frame or cantilever frame.



Dimensions (mm)  
Seat Width: 500  
Seat Depth: 470  
Overall Height: 830



**MALLA**  
Mesh Back Armchair



- Mesh back/upholstered seat
- Black plastic armrests
- Cantilever chrome frame

A	€ 309
B	€ 320
C	€ 332

**MALLA4**  
Mesh Back Armchair



- Mesh back/upholstered seat
- Black plastic armrests
- 4 legged chrome frame

A	€ 309
B	€ 320
C	€ 332



# OPERATOR Seating

Delivery: 7-10 DAYS



Fully upholstered seat and backrests; Moulded lumbar back support. 2 lever mechanism, permanent contact back with fixed seat: Back lever releases back to lock in desired position, Forward lever adjusts height of gas spindle; Height adjustable or fixed arm options; Black 5 star base and castors.

Stocked in Blue or Charcoal fabric. **Tested by FIRA to B55459 Part 2: 2000**

**BEST SELLER**

Dimensions (mm)  
Seat Width: 495  
Seat Depth: 445  
Overall Height: 975-1160



**BA900G**  
High Back Chair



- Upholstered seat/back
- Without arms
- 2 Lever - Permanent Contact

A	€ 202
B	€ 212
C	€ 222

**BA900GHA**  
High Back Chair



- Upholstered seat/back
- Height adjustable arms
- 2 Lever - Permanent Contact

A	€ 278
B	€ 288
C	€ 299

**BA900GA**  
High Back Chair

- Upholstered seat/back
- Fixed arms
- 2 Lever - Permanent Contact

A	€ 234
B	€ 244
C	€ 255



# DRAUGHTSMAN Seating

Delivery: 7-10 DAYS



Medium back draughtsman chair; no arms; lumbar back support. 2 lever mechanism, permanent contact back with fixed seat: back lever releases back to lock in desired position, forward lever adjusts height of gas spindle; fixed and height adjustable footring options; black 5 star base and glides; available with fixed arms.



**BA800GD**  
**Dimensions (mm)**  
 Seat Width: 495  
 Seat Depth: 445  
 Overall Height: 1220-1400

**BA800GR**  
**Dimensions (mm)**  
 Seat Width: 495  
 Seat Depth: 445  
 Overall Height: 1110-1420



**BA800GD**  
 Medium Back Draughtsman



- Upholstered seat/back
- Fixed footring
- 2 Lever - Permanent Contact

A	€ 240
B	€ 250
C	€ 260

**BA800GR**  
 Medium Back Draughtsman



- Upholstered seat/back
- Height adjustable footring
- 2 Lever - Permanent Contact

A	€ 260
B	€ 272
C	€ 282

Delivery: EXPRESS



Medium back industrial seating; No arms. 2 Lever Permanent Contact Mechanism; Fixed or Height adjustable chrome footring options; Black 5 star base and glides; Available in Black



**Dimensions (mm)**  
 Seat Width: 460  
 Seat Depth: 420  
**BT8GD**  
 Overall Height: 1000-1220

**BT8GR**  
 Overall Height: 920-1280

**BT8GD**  
 Medium Back Draughtsman

- Polyurethane seat/back
- Fixed footring
- 2 lever - Permanent Contact

€ 250

**BT8GR**  
 Medium Back Draughtsman



- Polyurethane seat/back
- Height adjustable footring
- 2 lever - Permanent Contact

€ 272

**BT8**  
 Medium Back Typist Chair



- Polyurethane seat/back
- 2 lever - Permanent Contact

€ 216

# DRAUGHTSMAN SEATING BENEFITS

Draughtsman high chairs are suitable for laboratories, retail outlets, banks, height adjustable desks, work benches and anywhere you need a higher than usual seating position. Available fully upholstered in fabric or wipe clean vinyl. Also available in durable polyurethane, constructed with a rubber texture seat and back, ideal for medical and food industries and can be washed or wiped clean. Draughtsman chairs are available with a fixed footring which is fixed at the bottom of the spindle or an adjustable footring for easy movement. All Draughtsman chairs are fitted with a gas lift to accommodate the adjustment to any height position.

Delivery: 7-10 DAYS



High back draughtsman armchair; No arms; Lumbar back support. 2 lever mechanism, permanent contact back with fixed seat: Fixed and height adjustable footring options; Black 5 star base and glides; available with fixed arms.



**BA900GD**  
**Dimensions (mm)**  
Seat Width: 495  
Seat Depth: 445  
Overall Height: 1220 – 1400

**BA900GR**  
**Dimensions (mm)**  
Seat Width: 495  
Seat Depth: 445  
Overall Height: 1110–1420



**BA900GD**  
High Back Draughtsman



- Upholstered seat/back
- Fixed footring
- 2 Lever - Permanent Contact

A	€ 260
B	€ 272
C	€ 282

**BA900GR**  
High Back Draughtsman



- Upholstered seat/back
- Height adjustable footring
- 2 Lever - Permanent Contact

A	€ 282
B	€ 294
C	€ 304



# mechanisms

## PERMANENT CONTACT - FIXED SEAT TWO LEVER

ADDITIONAL FEATURES: **SLIDING SEAT, LUMBAR PUMP**



**FRONT LEVER:** Lift to raise seat up/down for height.

**BACK LEVER:** Lift up to allow movement of back. Push down to lock in desired position.

**HAND WHEEL:** Twist to raise/lower back height.

## SYNCHRONISED TWO LEVER

ADDITIONAL FEATURES: **SLIDING SEAT, LUMBAR PUMP**



**FRONT LEVER:** Lift to raise seat up/down for height.

**BACK LEVER:** Lift up, back seat and synchronised free float. Push down to lock in desired position.

**TENSION KNOB:** Twist to adjust tilting intensity.

## ASYNCHRO THREE LEVER

ADDITIONAL FEATURES: **SLIDING SEAT, LUMBAR PUMP**



**FRONT LEVER:** Lift to raise seat up/down for height.

**MIDDLE LEVER:** Lift up seat free floats. Push down to lock in desired position.

**BACK LEVER:** Lift up to have back in free float. Push down to lock in position.

**HAND WHEEL:** Twist to raise/lower back height.

Delivery: 7-10 DAYS



Large upholstered seat and back with kidney shape back support; Free Float Mechanism (3 levers to adjust seat angle and seat height); Manual hand wheel adjusts back height; Height Adjustable arms; Chrome 5 star base and black castors.



**BA915GHA**  
High Back Task Chair  
Dimensions (mm)  
Seat Width: 510  
Seat Depth: 445  
Overall Height: 1240-1045



- Deluxe operator high back chair
- Height adjustable arms
- 3 lever free float

A	€ 368
B	€ 379
C	€ 390

**BA915GA**  
High Back Task Chair



- Deluxe operator high back chair
- Fixed arms
- 3 lever free float

A	€ 358
B	€ 368
C	€ 379

**BA915G**  
High Back Task Chair



- Deluxe operator high back chair
- Without arms
- 3 lever free float

A	€ 314
B	€ 325
C	€ 335

# COMFORT Task Seating

Delivery: 7-10 DAYS



High back task chair; Wide waterfall fully upholstered seat provides extra leg support; 3 lever independent seat mechanism. Black 5 star base and castors.



Dimensions (mm)  
Seat Width: 500  
Seat Depth: 460  
Overall Height: 980-1230



**NB44EFHA**  
High Back Task Chair

- Upholstered seat/back
- Height adjustable arms
- 3 Lever - Independent seat adjustment.

A	€ 434
B	€ 446
C	€ 472

**NB44EF**  
High Back Task Chair



- Upholstered seat/back
- Without arms
- 3 Lever - Independent seat adjustment.

A	€ 375
B	€ 385
C	€ 414

**NB44EFA**  
High Back Task Chair



- Upholstered seat/back
- Fixed arms
- 3 Lever - Independent seat adjustment.

A	€ 414
B	€ 434
C	€ 462

Delivery: 7-10 DAYS



High Back Task Chair; Back with kidney shape support. Wide waterfall fully upholstered seat provides extra leg support; 3 Lever Free Float Mechanism. Black 5 star base and castors; Optional chrome base.



Dimensions (mm)  
Seat Width: 500  
Seat Depth: 460  
Overall Height: 980-1230



**NB46HA**  
High Back Task Chair

- Upholstered seat/back
- Height adjustable arms
- 3 Lever - Free float

A	€ 380
B	€ 391
C	€ 402

**NB46**  
High Back Task Chair



- Upholstered seat/back
- Without arms
- 3 Lever - Free float

A	€ 260
B	€ 272
C	€ 282

**NB46A**  
High Back Task Chair



- Upholstered seat/back
- Fixed arms
- 3 Lever - Free float

A	€ 304
B	€ 316
C	€ 326

# EXECUTIVE Leather Seating

Delivery: EXPRESS



High back executive swivel armchair fully upholstered in leather; black fixed padded arms; 2 lever standard tilt mechanism: right lever adjusts the tilt; left lever adjusts height of gas spindle, chrome 5 star base and castors; matching cantilever armchair; Available in Black.



Dimensions (mm)  
Seat Width: 520  
Seat Depth: 440  
Overall Height: 1205-1295

Cantilever Height: 1010



**LINEA.S**  
High Back Executive  
Armchair



- Upholstered in leather
- Fixed padded arms
- 2 lever - Standard Tilt

€ 795

**LINEA.C**  
Medium Back Armchair



- Upholstered in leather
- Fixed padded arms
- Chrome cantilever frame

€ 608

Delivery: EXPRESS



High back executive swivel armchair fully upholstered in leather; Black fixed padded arms; 1 lever standard tilt mechanism: lever adjusts the tilt and height of gas spindle; chrome 5 star base and castors; matching cantilever armchair; Available in Black.



Dimensions (mm)  
Seat Width: 520  
Seat Depth: 470  
Overall Height: 1040-1130



**MIRAGE.S**  
High Back Executive  
Armchair



- Upholstered in leather
- Fixed padded arms
- 1 lever - Standard Tilt

€ 454

**MIRAGE.C**  
Medium Back Armchair



- Upholstered in leather
- Fixed padded arms
- Chrome cantilever frame

€ 375



Delivery: 4 WEEKS



Comfortable wide seat, ergonomically contoured backrest; fixed, steel upholstered armrests; aluminium base with double castors; alternative cantilever base; **Available in 11 colours.**

**Dimensions (mm)**

Width: 696

Depth: 675

Height: 1320

Cantilever Height: 1030



**LYNX**

High Back Chair



**LYNX**

Cantilever Chair



- Upholstered in leather
- Fixed armrest with polished aluminum upholstered arm pads
- Wide comfortable seat and profiled backrest
- 1 lever - standard tilt

- Upholstered in leather
- Fixed armrests
- Chrome cantilever frame

€ 614

€ 534

**COLOUR OPTIONS:**



Delivery: EXPRESS



Comfortable wide seat; epron synchron mechanism; sliding seat system; aluminium base with double castors; alternative cantilever base; **Available in Black.**

**Dimensions (mm)**

Width: 700

Depth: 700

Height: 990-1135

Cantilever Height: 1030



**ORLANDO.S**

High Back Chair



**ORLANDO.C**

Cantilever Chair



- Upholstered in leather
- Epron synchron mechanism
- Sliding seat system
- Height adjustable armrests

- Upholstered in leather
- Fixed armrests
- Chrome cantilever frame

€ 874

€ 634

# MEETING ROOM Seating

Delivery: 7-10 DAYS



Medium or high back armchairs; upholstered seat/back; black plastic armrests; available with chrome 4-legged frame or cantilever frame.



Medium Back  
Dimensions (mm)  
Seat Width: 500  
Seat Depth: 470  
Overall Height: 830

High Back  
Dimensions (mm)  
Seat Width: 500  
Seat Depth: 470  
Overall Height: 930

**MALLAHUB**  
High Back Armchair



- Upholstered seat/back
- Black plastic armrests
- Cantilever chrome frame

A	€ 358
B	€ 385
C	€ 378

**MALLAUB**  
Medium Back Armchair



- Upholstered seat/back
- Black plastic armrests
- Cantilever chrome frame

A	€ 326
B	€ 342
C	€ 358

# MEETING ROOM Seating

Delivery: 7-10 DAYS



**MALLA4UB**  
Medium Back Armchair



- Upholstered seat/back
- Black plastic armrests
- 4 legged chrome frame

A	€ 278
B	€ 288
C	€ 299

**MALLA4HUB**  
High Back Armchair



- Upholstered seat/back
- Black plastic armrests
- 4 legged chrome frame

A	€ 326
B	€ 342
C	€ 358





Dimensions (mm)  
Seat Width: 470  
Seat Depth: 440  
Overall Height: 870

Delivery: EXPRESS



Meeting armchair; Fixed arms with black wooden armrest detail; Chrome 4-legged frame; Available in Black Leather or Vinyl.

**SAMBA.L**  
Armchair



- Upholstered seat/back
- Black wooden armrests
- 4 legged chrome frame


LEATHER:  
€ 262

**SAMBA.V**  
Armchair



- Upholstered seat/back
- Black wooden armrests
- 4 legged chrome frame

VINYL:  
€ 194



# MEETING ROOM Seating

Delivery: 5 WEEKS



Chrome skid base chair, upholstered seat and backrest; stacks up to 6 high; Available in a choice of colours.



**VESTA NEW**  
Dimensions (mm)  
Seat Width: 515  
Seat Depth: 550  
Overall Height: 845



Link option  
POA

**VESTA NEW**  
Bistro Chair



- Chrome sled leg frame
- Upholstered seat and back


€ 136

**VESTA NEW**  
Bistro Armchair



- Chrome sled leg frame
- Upholstered seat and back
- Black plastic armrests

€ 194





# CONFERENCE & Training Room Seating

Delivery: 7-10 DAYS



Multi-Purpose Stacking Side Chair; Fully upholstered with extra foam back pad and seat; Chrome or Black 4-legged frame options; Armchair comes with black moulded arm rests; Wooden writing tablet is available in beech finish - with single or double arm options. Available in a wide range of fabrics or vinyls.

TESTED FOR STABILITY & DURABILITY TO EUROPEAN STANDARDS



Dimensions (mm)  
Seat Width: 470  
Seat Depth: 470  
Overall Height: 820



DBY415CP

DBY415EP

**DBY415CY**  
**DBY415EP**  
**DBY415CPA**  
**DBY415EPA**  
**DBY415CPWT**  
**DBY415EPWT**  
**DBY415ASLAMR**  
**DBY415ASLAML**

Stackable side chair	€ 139
Stackable side chair	€ 129
Stackable side armchair	€ 169
Stackable side armchair	€ 165
Training room chair with wooden writing tablet	€ 219
Training room chair with wooden writing tablet	€ 215
Training room chair with black writing tablet	€ 239
Training room chair with black writing tablet	€ 239



DBY415CPA

DBY415EPA

DBY415CPWT

DBY415EPWT

DBY415ASLAMR

DBY415ASLAML



	DBY415CP	DBY415EP	DBY415CPA	DBY415EPA	DBY415CPWT	DBY415EPWT	DBY415ASLAMR	DBY415ASLAML
Extra foam back and seat pad	●	●	●	●	●	●	●	●
Robust heavy gauge steel. 7.5Kg	●	●	●	●	●	●	●	●
Double welded frame	●	●	●	●	●	●	●	●
Floor protectors	●	●	●	●	●	●	●	●
Black frame		●		●		●		
Chrome frame	●		●		●		●	●
Frame plug	●	●	●	●	●	●	●	●
Black polypropylene moulded arms			●	●	●	●	●	●
Robust beech wooden writing tablet					●	●		
Robust black ASLAM writing tablet							●	●
Left hand option					●	●		●
Right hand option					●	●	●	

# MULTI-PURPOSE Contract Seating

Delivery: EXPRESS



4 Legged stacking side chair; upholstered seat and back; writing tablet available, right hand ONLY; black or chrome frame: stacks maximum of 12; set of arms available; Available in Charcoal, Blue or Madrid Red.



Dimensions (mm)  
Seat Width: 470  
Seat Depth: 460  
Overall Height: 820

**ASALM**  
Writing Tablet  
for 21 Series

- Chrome arm attachment
- Black wooden flip top
- Right hand ONLY

€ 60



FOLDING  
WRITING TABLET

**21SB**  
Stackable Side Chair



- Upholstered seat/back
- 4 legged black frame

€ 60

**21SC**  
Stackable Side Chair



- Upholstered seat/back
- 4 legged chrome frame

€ 70



available  
with link

Delivery: 4 WEEKS



4 Legged stacking side chair; a choice of either plywood or polypropylene seat and backrest; chrome frame; stacks maximum of 12; Available in a range of wood laminates or plastic colour finishes.



Dimensions (mm)  
Seat Width: 475  
Seat Depth: 415  
Overall Height: 820

**21SPC**  
Stackable Side Chair



- Polypropylene seat/back
- 4 legged chrome frame

€ 70

**21SWOOD**  
Stackable Side Chair



- Plywood seat/back
- 4 legged chrome frame

€ 110



available  
with link



WOOD FINISH



PLASTIC FINISHES



# CONTRACT Seating

Delivery: EXPRESS



High back operators chair; gas height adjustment; black nylon fixed arm option; 2 lever mechanism, permanent contact back with fixed seat: back lever releases back to lock in desired position, forward lever adjusts height of gas spindle; black 5 star base and castors; **Available in Charcoal or Blue fabric.**



Dimensions (mm)  
Seat Width: 495  
Seat Depth: 445  
Overall Height: 975-1160

**OC9**  
High Back Chair



- Upholstered seat/back
- Without arms
- 2 Lever - Permanent Contact

€ 158

**OC9A**  
High Back Chair



- Upholstered seat/back
- Fixed arms
- 2 Lever - Permanent Contact

€ 184

Delivery: EXPRESS



High back operators chair; gas height adjustment; sculptured back; chrome 5 star base; complete with height adjustable arms; 2 lever mechanism, permanent contact back with fixed seat; back lever releases back to lock in desired position, forward lever adjusts height of gas spindle; boxed for easy storage; **Available in Black, Blue or Charcoal fabric.**



Dimensions (mm)  
Seat Width: 500  
Seat Depth: 480  
Overall Height: 980-1100

**OC5**  
High Back Chair



- Upholstered seat/back
- Height adjustable arms
- 2 Lever - Permanent Contact

€ 229



# BACK CARE SEATING



## REST IS TO MOVE

Take two or three 30 - 60 second breaks each hour to allow your body to recover from periods of repetitive stress.

Movement during regular breaks not only reduces your risk for injury, but also relieves muscles, lubricates joints, and reduces pressure on the spine. So adjust your work position, stand up, walk around, or stretch a bit when you have the chance.





Delivery: 7-10 DAYS



The Orthopaedica high back chair provides the ultimate level of postural support, ideal for those with back problems. The synchronised mechanism adjustments of the seat and back angle ensures the user can achieve the optimum seated position. This chair can be further optimised with additional features including fold down adjustable arms. **Stocked in Havana Black.**



OC309HA  
Dimensions (mm)  
Seat Width: 670  
Seat Depth: 625  
Overall Height:  
1140-1130



- Inflatable Lumbar & Thorax support
- Fully Synchronised Mechanism
- Black 5 Star Spider Base
- Fully Upholstered Chair Back
- AirTech Seat Board
- Upholstered Chair Seat
- Seat Slide
- Ratchet High Back
- Height Adjustable Arms



Inflatable Lumbar & Thorax

By using the pneumatic pump the lumbar or thorax can be inflated or deflated as required.



AirTech Seat Board

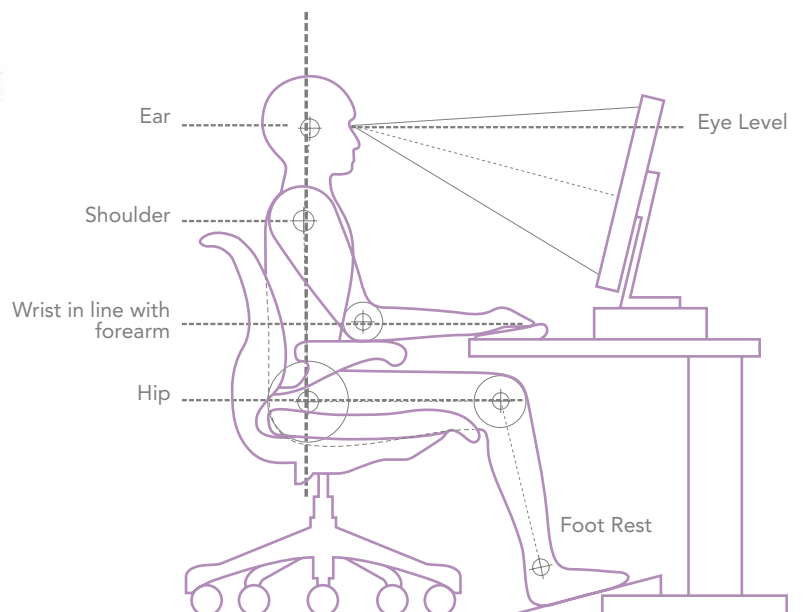
A push of the button allows air to flow through the two way valve; this enables the seat to move as you move and moulds to your natural shape.



Fold Down Arms

Fully adjustable fold downs arms allow easy access to workstation. **POA**

€ 770





# EXTRA COMFORT Posture Chair

Delivery: 7-10 DAYS



High back extra comfort and posture chair; wide waterfall fully upholstered seat provides extra leg support; 3 lever asynchro mechanism: back lever releases free float, lock in desired position, middle lever to adjust in free float or lock, forward lever adjusts height of gas spindle; Seat tension dial to adjust tilting; black 5 star base and castors.



- 1 Back lever releases back to free float and lock in desired position.
- 2 Middle lever releases seat to free float and lock in desired position.
- 3 Forward lever adjusts height of gas spindle
- 4 Sliding seat.
- 5 Tension knob adjusts tilting intensity.
- 6 Manual hand wheel adjusts back height.
- 7 Lumbar support pump.



**NB44EFHASSLB**  
High Back Task Chair

- Height adjustable arms
- Sliding seat
- Lumbar pump
- 3 Lever - Asynchro + sliding seat

A	€ 484
B	€ 494
C	€ 505

**Dimensions (mm)**  
Seat Width: 500  
Seat Depth: 460  
Overall Height: 980-1230



# EDO EXTRA COMFORT Posture Chair

Delivery: 7-10 DAYS



High back posture chair with extra wide seat; fully upholstered seat for extra comfort; black height adjustable arms with polyurethane pad; 2 lever synchronised mechanism: back lever releases free float, lock in desired position, forward lever adjusts height of gas spindle; black 5 star base and castors.



## ED700HA High Back Task Chair

Dimensions (mm)  
Seat Width: 515  
Seat Depth: 485  
Overall Height: 1110-1175



A	€ 445
B	€ 456
C	€ 468

- 1 Wide waterfall extra comfort seat.
- 2 Sliding seat mechanism extends and locks seat for extra comfort and leg support.
- 3 Tension knob adjusts tilting intensity.
- 4 Lumbar support pump.
- 5 Height adjustable arms.
- 6 Ratchet back height adjustment.
- 7 Back lever lifts up to have back free float and lock in desired position; Front lever lifts to adjust height of gas spindle.



1. Wide Waterfall Seat
2. Sliding Seat
3. Tension Knob



4. Lumbar Pump
5. Height Adjustable Arms



6. Ratchet Back



7. 2 Lever Synchro Mechanism



Delivery: 4 WEEKS



Robust and durable 24-hour chair; multi-function mechanism with seat tilt; forward seat tilt promoting natural S shape in spine; independent backrest angle adjustment and tilt multi-position lock; tension control; adjustable headrest and neck support (MH1); height adjustable ratchet backrest; height & width adjustable armrests; chrome 5 star base and black castors.

# 24 HOUR Performance Posture




## MM2

High Back 24 Hour Chair

Dimensions (mm)  
Seat Width: 520  
Seat Depth: 535  
Overall Height: 1075-1235

€ 1,134



- 1 Multi-function mechanism multi-position lock
- 2 Seat tilt mechanism
- 3 Height adjustable ratchet backrest
- 4 Height & width adjustable armrests
- 5 Tension control
- 6 Adjustable headrest and neck support (MH1)



## MH1

High Back 24 Hour Chair  
with headrest

Dimensions (mm)  
Seat Width: 510  
Seat Depth: 495  
Overall Height: 1140-1430

€ 1,378







Delivery: 4 WEEKS



# ERGONOMIC Task Seating

High back performance posture chair with headrest; multi-function heavy duty mechanism with seat tilt; height adj arms; Inflatable lumbar pump; ratchet back; seat slide; independent back angle adjustment and multi-position lock; black 5 star base and castors.

**OPTIONAL:** chrome base €42, memory foam €58



**PH1A**  
High Back Performance  
Chair with headrest

**Dimensions (mm)**  
Seat Width: 490  
Seat Depth: 470-500  
Overall Height: 1070



- Upholstered seat/back
- Height adjustable arms
- Multi-function mechanism

€ 742

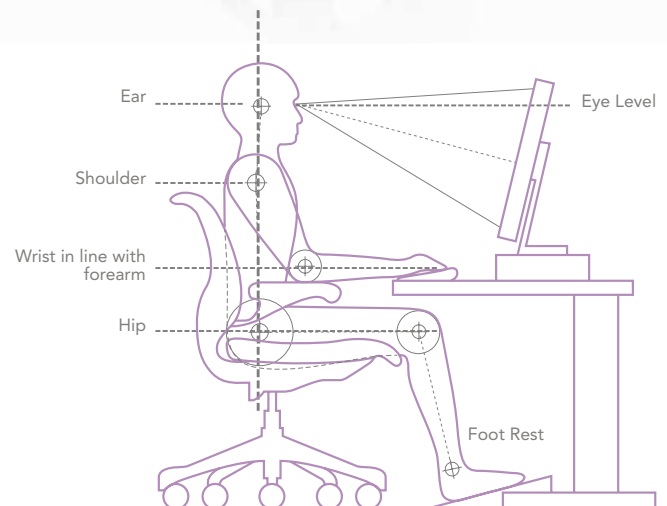
**PH1**  
High Back Performance  
Chair

**Dimensions (mm)**  
Seat Width: 490  
Seat Depth: 470-500  
Overall Height: 980



- Upholstered seat/back
- Height adjustable arms
- Multi-function mechanism

€ 654




























# camira

## FABRIC COLOUR OPTIONS

For more information visit [www.camirafabrics.com](http://www.camirafabrics.com)

# Phoenix

Phoenix is a cost-effective simple crêpe weave fabric available in a wide selection of commercial colorways, suitable for task seating.

SEATING FABRICS	PHOENIX - BAND A	 CIGARETTES & MATCH	 MEDIUM HAZARD B1	 WASHABLE	 ENVIRONMENTAL	 10 YEAR GUARANTEE
						
BAND A: <b>Blizzard</b> YP081	BAND A: <b>Windjammer</b> YP047	BAND A: <b>Curacao</b> YP005	BAND A: <b>Cayman</b> YP024	BAND A: <b>Lobster</b> YP076		
						
BAND A: <b>Paseo</b> YP019	BAND A: <b>Rainforest</b> YP114	BAND A: <b>Ocean</b> YP100	BAND A: <b>Tarot</b> YP084	BAND A: <b>Jamaica</b> YP027		
						
BAND A: <b>Sombrero</b> YP046	BAND A: <b>Montserrat</b> YP011	BAND A: <b>Costa</b> YP026	BAND A: <b>Guyana</b> YP051	BAND A: <b>Calypso</b> YP106		
						
BAND A: <b>Havana</b> YP009	BAND A: <b>Taboo</b> YP045	BAND A: <b>Arawak</b> YP016	BAND A: <b>Tobago</b> YP030	BAND A: <b>Belize</b> YP105		

Due to the limitations of the printing process colours may not be 100% accurate, please request samples.






























For more information visit [www.camirafabrics.com](http://www.camirafabrics.com)

# Urban Plus

Urban has a sharply styled architectural look with clean lines forming a structured geometric grid pattern reminiscent of a downtown urban cityscape. Lightly textured, there's an almost industrial metallic sheen to the freshly themed colorways which work with Lucia.

SEATING FABRICS		URBAN PLUS - BAND B		 CIGARETTES & MATCH		 MEDIUM HAZARD B1		 WASHABLE		 ENVIRONMENTAL		 10 YEAR GUARANTEE	
													
BAND B: Metropolis YN097		BAND B: Uptown YN200		BAND B: Avenue YN148		BAND B: Highrise YN076		BAND B: Living YN108					
													
BAND B: Curb YN206		BAND B: Penthouse YN202		BAND B: Congestion YN079		BAND B: Precinct YN027		BAND B: District YN212					
													
BAND B: Square YN207		BAND B: Junction YN083		BAND B: Underground YN145		BAND B: Curb YN206		BAND B: Sidewalk YN094					
													
BAND B: Conurbation YN082		BAND B: Cosmopolitan YN203		BAND B: Freeway YN211		BAND B: Streetsmart YN209		BAND B: Boulevard YN160					

Due to the limitations of the printing process colours may not be 100% accurate, please request samples.






























For more information visit [www.camirafabrics.com](http://www.camirafabrics.com)

# X2

X2 was our first 100% recycled fabric to include closed loop content. 25% of the raw material is derived from our own waste streams, specifically polyester selvedges and yarn remnants. The mottled appearance is also a practical solution to aid appearance retention.

SEATING FABRICS		X2 - BAND C		 CIGARETTES & MATCH	 MEDIUM HAZARD B1	 WASHABLE	 ENVIRONMENTAL	 10 YEAR GUARANTEE	
	<b>BAND C: Percentage</b> AK016		<b>BAND C: Divide</b> AK015		<b>BAND C: Algebra</b> AK005		<b>BAND C: Ratio</b> AK001		<b>BAND C: Subtract</b> AK013
	<b>BAND C: Fraction</b> AK003		<b>BAND C: Polygon</b> AK002		<b>BAND C: Multiply</b> AK014		<b>BAND C: Value</b> AK006		<b>BAND C: Positive</b> AK019
	<b>BAND C: Median</b> AK011		<b>BAND C: Calculus</b> AK008		<b>BAND C: Maths</b> AK007		<b>BAND C: Add</b> AK012		<b>BAND C: Acute</b> AK009
	<b>BAND C: Metric</b> AK010		<b>BAND C: Equation</b> AK004		<b>BAND C: Number</b> AK020		<b>BAND C: Arithmetic</b> AK018		<b>BAND C: Formula</b> AK017















Due to the limitations of the printing process colours may not be 100% accurate, please request samples.



For more information visit [www.chieftainfabrics.com](http://www.chieftainfabrics.com)

# Just Colour

Just Colour is the market leader in upholstery fabrics. It is a Crib 7 vinyl with a soft feel. It is REACH compliant, phthalate free and is anti-microbial. Just Colour is suitable for all seating applications from schools to speed boats, and operating theatres to opera houses. It comes in a range of 54 bright and elegant colours.

SEATING VINYL	JUST COLOUR	UPHOLSTERY	PHTHALATE FREE	ANTIMICROBIAL & ANTIFUNGAL	CRIB 7	STAIN RESISTANT	500,000 WASHABLES	REDUCED ENVIRONMENTAL IMPACT	TROPICAL TEST	3 YEAR GUARANTEE
										
JUST COLOUR: Almond	JUST COLOUR: Elephant	JUST COLOUR: Apple Mint	JUST COLOUR: Aquamarine	JUST COLOUR: Citrus Green						
										
JUST COLOUR: Bubblegum	JUST COLOUR: Cool Blue	JUST COLOUR: Dolphin	JUST COLOUR: Battleship	JUST COLOUR: Deep Rose						
										
JUST COLOUR: Cocoa	JUST COLOUR: Dune	JUST COLOUR: Eden	JUST COLOUR: Damson	JUST COLOUR: Cobalt						

Due to the limitations of the printing process colours may not be 100% accurate, please request samples.

# BISTRO TABLES, CHAIRS & BENCHES





# BISTRO Seating



**Fondo**  
**Dimensions (mm)**  
 Seat Width: 445  
 Seat Depth: 410  
 Overall Height: 830

**Fondo Hocker**  
**Dimensions (mm)**  
 Seat Width: 445  
 Seat Depth: 410  
 Overall Height: 1100

**Delivery:** 5 WEEKS



Multi-purpose stacking chair with four legs in chrome; Polypropylene shell; Stacks: 6 chairs high; chairs; Available in 7 gloss finishes: white, ecru, lime green, orange, red, purple and anthracite.

## FONDO Bistro Chair



- 4 chrome legs
- Polypropylene shell

€ 164

## FONDO HOCKER Bistro Stool



- 4 chrome legs
- Polypropylene shell
- Chrome foot rung

€ 195

**Delivery:** EXPRESS



Multi-purpose stacking chair with four legs in chrome; Polypropylene shell; Stackable; Available in 6 UV resistant colours: green, red, orange, white, black and blue.



**Dimensions (mm)**  
 Seat Width: 450  
 Seat Depth: 495  
 Overall Height: 855

- 1 The seat is equipped with a central hole to allow for drainage.
- 2 Under seat cap to aid stacking.



Stackable

## ARi 4 Legged chair



- 4 chrome legs
- Polypropylene shell

€ 96

# BISTRO Seating

Delivery: 3 WEEKS



SHOREDITCH seating range with a common polypropylene seat shell; 6 leg variations: chrome 4 leg, skid, spider, skid stool and beech and black 4 leg; Available in 9 colours.

## SHOREDITCH



360031	Side Chair, Frame F - 4 Leg	€ 176
360030	Side Chair, Frame E - Skid	€ 176
360032	Side Chair, Frame C - Spider	€ 210
360037	Side Chair, Frame K - Beech 4 Leg	€ 179
360039	Side Chair, Frame K - Black 4 Leg	€ 179
360047	Side Armchair, Frame K - Beech 4 Leg	€ 210
360054	High Stool, Frame K - Beech 4 Leg with foot rung	€ 228
360055	High Stool, Skid with foot rung	€ 222
360062	High Stool, Frame K - Black 4 Leg with foot rung	€ 228

### COLOUR OPTIONS:



# BISTRO Seating



Delivery: 5 WEEKS



Plastic 'NUKE' four-legged chairs, available with and without arms; Available in a choice of 7 colours.



NUKE  
Dimensions (mm)  
Seat Width: 560  
Seat Depth: 530  
Overall Height: 820

NUKE  
Chair



NUKEA  
Chair with arms



COLOUR OPTIONS:



- Plastic 4-legged chair
- With arms

€ 109

- Plastic 4-legged chair
- With arms

€ 120





Evora stool  
also available  
in vinyl

Delivery: 4 WEEKS



**EVORA HOCKER**  
Bar Stool

- 4 chrome legs
- upholstered seat and back
- chrome foot rung
- W: 395 D: 425 H: 1020

€ 414

# BISTRO Seating

Delivery: 5 WEEKS



Four-legged bistro chair; plywood seat and backrest; handle in the upper part of the backrest to carry the chair; chrome frame; chair stacks a max of 4 pieces; Available in a variety of laminates or wood finish.

Cafe II  
Dimensions (mm)  
Seat Width: 430  
Seat Depth: 430  
Overall Height: 850



**CAFE II**  
Bistro Chair Wood



- 4 chrome legs
- Plywood seat and back

€ 120

**CAFE II**  
Bistro Chair Laminate



- 4 chrome legs
- Melamine seat and back

€ 159

## COLOUR OPTIONS:



Delivery: EXPRESS



Four-legged bistro chair; plywood seat and backrest; chrome frame; matching stool with sled frame and foot rung support; chair stacks a max of 4 pieces; Stocked in Beech. Other colours available on request.

Cafe VII  
Dimensions (mm)  
Seat Width: 430  
Seat Depth: 430  
Overall Height: 850



Cafe VII Hocker  
Dimensions (mm)  
Seat Width: 370  
Seat Depth: 400  
Overall Height: 1100

**CAFE VII**  
Bistro Chair



- 4 chrome legs
- Plywood seat and back

WOOD:  
€ 120

LAMINATE:  
€ 148

**CAFE VII HOCKER**  
Bistro Stool



- Chrome sled leg frame
- Plywood seat and back
- Chrome foot rung

WOOD:  
€ 214

LAMINATE:  
€ 226

# BISTRO Seating

Delivery: 5 WEEKS



Multi-purpose stacking chair with four legs in chrome; Plywood seat and backrest; Chair stacks a max of 4 pieces; Matching four legged stool with foot rung; Available in a range of wood stain and laminate finishes.



**Bingo**  
Dimensions (mm)  
Seat Width: 445  
Seat Depth: 455  
Overall Height: 820

**Bingo Hocker**  
Dimensions (mm)  
Seat Width: 445  
Seat Depth: 455  
Overall Height: 1136

**BINGO**  
Bistro Chair



- 4 chrome legs
- Plywood seat and back

WOOD: € 182  
LAMINATE: € 225

**BINGO HOCKER**  
Bistro Stool



- 4 chrome legs
- Plywood seat and back
- Chrome foot rung

WOOD: € 328  
LAMINATE: € 386

## COLOUR OPTIONS:



Delivery: 4-5 WEEKS



Tauko 4 legged bar stool; natural solid wood beech legs with plywood shell, thickness 8mm; a black felt strip is fitted along the gap in the seat; Shell available in a range of 8 colours.



**TAUKO HOCKER**  
Bar Stool

- Height 931(mm)
- Seat 458 x 525(mm)
- Leg Height 745(mm)



## COLOUR OPTIONS:



€ 459



# BISTRO Seating

Delivery: 5 WEEKS



SHOREDITCH wipe clean polypropylene seat with 9 shell colour options; suitable for student/canteen areas; **black or white frame options; shell available in 9 colours.**



**SHOREDITCH**  
359013  
Bistro Chair  
Dimensions (mm)  
Seat Width: 544  
Seat Depth: 544  
Overall Height: 700-900

€ 199

Frame available in black and white

COLOUR OPTIONS:



Delivery: 4-5 WEEKS



PARIS 4 legged high stool and side chair; steel frame with EPC clear coating (copper colours also available - P.O.A.)

COLOUR OPTIONS:



**Paris**  
High Stool



**331905**  
Side Chair

- Height 855(mm)
- Seat height 450(mm)
- Depth 520(mm)

€ 150



**331902**  
High Stool

- Height 940(mm)
- Seat height 745(mm)
- Depth 465(mm)

€ 180

# BISTRO

## High & Low Bench

### GIANNI A FRAME Bistro Tables

Gianni A Frame tables available as 740mm low desk height tables along with 1050mm poseur height tables in a range of sizes; levelling feet; flip down cable trays are available for both poseur and low tables; Available in a choice of 15 top finishes and frames in powdercoated White, Black, Silver and Grey.



#### LOW TABLE

740mm high x 800mm deep

<b>GAL12</b>	1200 WIDE	€ 865
<b>GAL14</b>	1400 WIDE	€ 905
<b>GAL16</b>	1600 WIDE	€ 939
<b>GAL18</b>	1800 WIDE	€ 979
<b>GAL20</b>	2000 WIDE	€ 1,015



#### BENCH SEAT

455mm high x 800mm deep

<b>GALBS12</b>	900 WIDE	€ 379
<b>GALBS14</b>	1100 WIDE	€ 395
<b>GALBS16</b>	1300 WIDE	€ 412
<b>GALBS18</b>	1500 WIDE	€ 435
<b>GALBS20</b>	1700 WIDE	€ 449

N.B. Bench seat is 300mm smaller than table width







Delivery: 5 WEEKS




#### POSEUR TABLE

1050mm high x 800mm deep

<b>GAP12</b>	1200 WIDE	€ 915
<b>GAP14</b>	1400 WIDE	€ 955
<b>GAP16</b>	1600 WIDE	€ 995
<b>GAP18</b>	1800 WIDE	€ 1,029
<b>GAP20</b>	2000 WIDE	€ 1,075

#### COLOUR TOP OPTIONS:





# BISTRO Tables







Delivery: 5 WEEKS

Evora stool

40mm diameter fully welded tables; 25mm tops; solid metal frame; adjustable feet; available in 135 colour top options, frame finishes in white, silver, graphite and black.

#### RECTANGULAR TOP

**40FWT8**

W: 800 x D: 800 x H: 740

€ 316

**40FWT10**

W: 1000 x D: 800 x H: 740

€ 347

**40FWT12**

W: 1200 x D: 800 x H: 740

€ 359

**40FWT14**

W: 1400 x D: 800 x H: 740

€ 370

**40FWT16**

W: 1600 x D: 800 x H: 740

€ 388

**40FWT18**

W: 1800 x D: 800 x H: 740

€ 429

#### ROUND TOP

**40RT8**

Dia: 800 x H: 740

€ 465

**40RT10**

Dia: 1000 x H: 740

€ 499

**40RT12**

Dia: 1200 x H: 740

€ 549

#### COLOUR TOP OPTIONS:





# BISTRO

## High Table, Bench & Stool



Levitate hocker



Delivery: 5 WEEKS

Solid wooden 'A' shape table with oak legs;  
also matching high 2 seater 'A' shape bench with oak legs.

**LEVITATE HIGH TABLE**  
**LEVITATE HOCKER**  
**LEVITATE HIGH BENCH**

W:1000 D:2000 H:1100  
W:400 D:400 H:736  
W:1200 D:400 H:736

Table  
Stool  
Bench

€ 2,000  
€ 818  
€ 1,006



# COLOURED Table & Bench

Delivery: 4 WEEKS



## PARK TABLE

- 1200mm - 2000mm width
- 800mm deep
- Choice of 740 or 1050mm height
- Bench seats available (455mm high)
- Modesty panel for additional strength and privacy
- Metal to metal fixings

POA

# BISTRO Tables

Delivery: 4-5 WEEKS



Bistro Canteen/Cafe Tables; Circular and square top options; Chrome leg in two heights; Flat chrome base; Available in a range of Melamine Top 36 finishes.

Square Table  
Dimensions (mm)  
Top: 800 x 800  
Foot Width: 500 x 500

Round Table  
Dimensions (mm)  
Top Diameter: 400  
Foot Width: 500

**LARA INOX 730**  
Bistro Table

**LARA INOX 1100**  
Tall Bistro Table



**LARA INOX SQ**  
Bistro Table

- 36mm top
- Top, 800 x 800 (mm)
- Chrome Leg, 730 high (mm)

- 36mm top
- Top, 800 diameter (mm)
- Chrome Leg, 730 high (mm)

- 36mm top
- Top, 600 diameter (mm)
- Chrome Leg, 1100 high (mm)

WHITE OR BEECH:  
PRICE  
€ 386

WHITE OR BEECH:  
PRICE  
€ 329

WHITE OR BEECH:  
PRICE  
€ 365

# BISTRO Tables



**CRUZO 1080**  
Tall Bistro Table

- Melamine top
- Top, 800 diameter (mm)
- Chrome Leg, 1050 high (mm)

PRICE  
€ 354

Delivery: 5 WEEKS



Bistro canteen/cafe tables; Circular and square options with melamine tops; Chrome leg in two heights; Cross base with levellers; Available in a range of Topalit tops.

**CRUZO 8074**

Bistro Table



- Melamine top
- Top, 800 diameter (mm)
- Chrome Leg, 730 high (mm)

PRICE  
€ 302

**CRUZO 1075**

Bistro Table



- Melamine top
- Top, 1000 diameter (mm)
- Chrome Leg, 730 high (mm)

PRICE  
€ 340

Delivery: 5 WEEKS



Bistro Canteen/Cafe Tables with Topalit tops; two size top options; chrome leg in two heights; metal flat round black base; Available in Beech or White Topalit tops.

Dimensions (mm)  
Top Diameter: 600 or 800  
Foot Width: 450

**LENA 7080**  
Bistro Table



- Topalite top
- Top, 800 diameter (mm)
- Chrome Leg, 730 high (mm)

€ 238

**LENA 1100**  
Tall Bistro Table



- Topalite top
- Top, 600 diameter (mm)
- Chrome Leg, 1100 high (mm)

€ 250





<b>SEATING FINISHES</b>	LAMINATES: Cafe II, Cafe VII, Cafe VII Hocker, Bingo
-------------------------	--




Other colours are available

<b>SEATING FINISHES</b>	STANDARD PLYWOOD STAIN COLOUR Cafe II, Cafe VII, Cafe VII Hocker, Bingo
-------------------------	---



Other colours are available

<b>TABLE FINISHES</b>	TOPALIT TOP: Lena, Cruzo
-----------------------	--------------------------

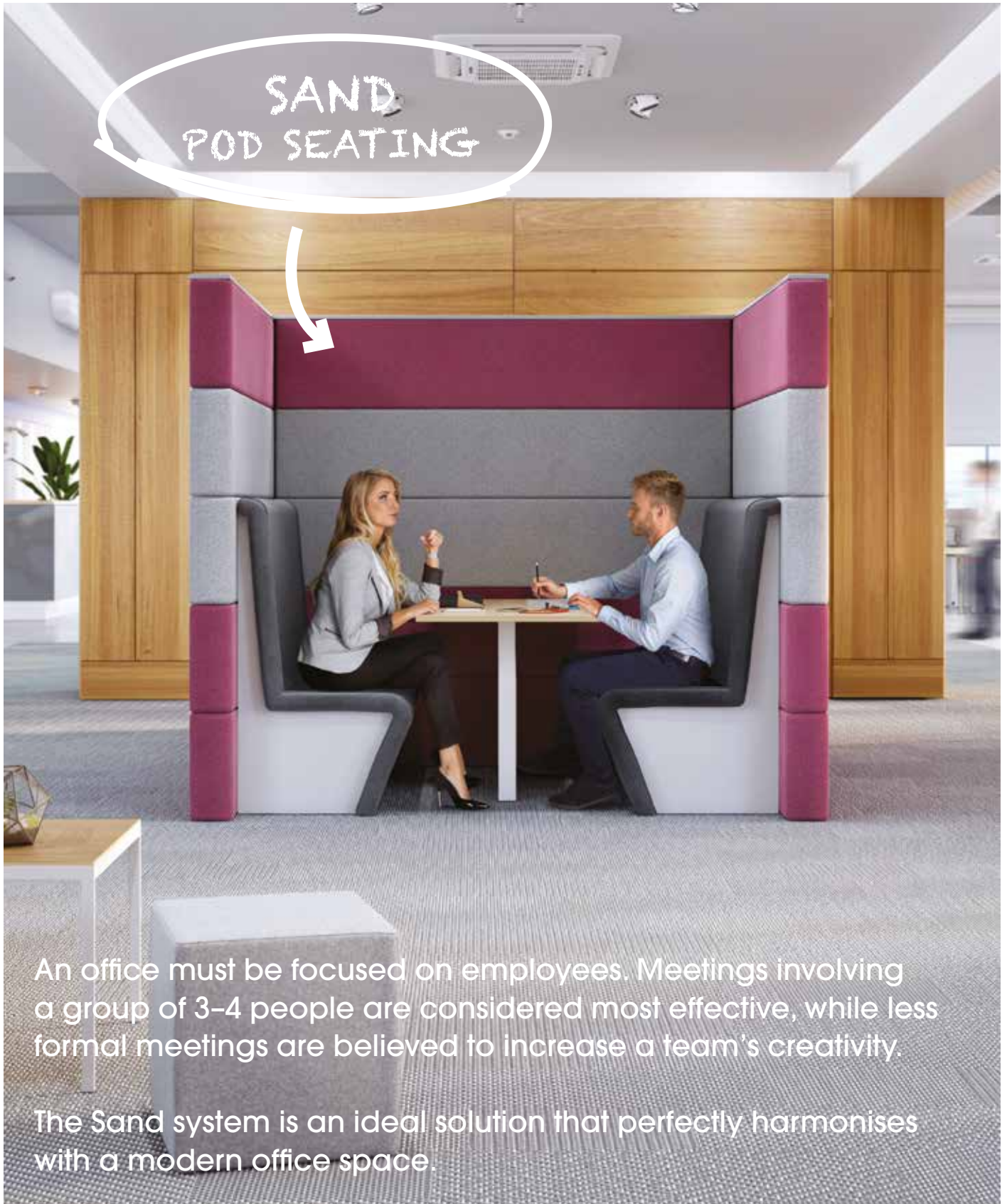


Other colours are available

Due to the limitations of the printing process colours may not be 100% accurate, please request samples.




# BREAKOUT & COLLABORATIVE SEATING



An office must be focused on employees. Meetings involving a group of 3-4 people are considered most effective, while less formal meetings are believed to increase a team's creativity.

The Sand system is an ideal solution that perfectly harmonises with a modern office space.

Delivery: 4 WEEKS





# BREAKOUT Seating

Delivery: 3 WEEKS



SKARA high and medium back executive swivel armchair and foot-stool fully upholstered; chrome polished 4 star swivel base with glides; Solid or two tone fabric; Available in a choice of colours from the Camira Blazer range



**SKSWHRE**  
Dimensions (mm)  
Seat Width: 600  
Seat Depth: 465  
Overall Height: 810

**SKSWHRE**  
Dimensions (mm)  
Seat Width: 600  
Seat Depth: 465  
Overall Height: 1020

**SKSWE**  
Medium Back Armchair



- Upholstered seat/back
- Chrome 4 star swivel base
- Solid or two tone fabric

SINGLE COLOUR

**SKSWE** € 932

TWO TONE

**SKSW2E** € 950

**SKSWHRE**  
High Back Executive  
Armchair



- Upholstered seat/back
- Chrome 4 star swivel base
- Solid or two tone fabric

SINGLE COLOUR

**SKSWHRE** € 1,179

TWO TONE

**SKSWHR2E** € 1,205

## SKARA Foot Stool

- Upholstered seat
- Chrome 4 star swivel base
- Solid or two tone fabric

Dimensions (mm)

Seat Width: 600

Seat Depth: 465

Overall Height: 400

SINGLE COLOUR

**SKSWFRE** € 600

TWO TONE

**SKSW2FR2E** € 619







Delivery: 3 WEEKS



Skara low back swivel, walnut veneer outer shell, upholstered in single tone fabric, swivel 640mm 4 star chrome base with glides; Available in a choice of colours from the Camira Blazer range

SKSWHRWE

Dimensions (mm)

Seat Width: 600

Seat Depth: 465

Overall Height: 1020

SKSWWE

Dimensions (mm)

Seat Width: 600

Seat Depth: 465

Overall Height: 810

SKARA  
Veneer Shell Swivel chair



- Walnut Veneer back
- Upholstered seat
- Chrome 4 star swivel base

HIGH BACK  
SKSWHRWE

€ 1,326

LOW BACK  
SKSWWE

€ 1,089



# BREAKOUT Seating

Delivery: 4 WEEKS



Series 300 soft seating; Soft moulded foam construction; Fully upholstered; 4 legged chrome feet; Available in a choice of colours from the Camira ranges Xtreme Plus, X2, Urban Plus and vinyl.



**S3CA**  
Dimensions (mm)  
Seat Width: 770  
Seat Depth: 690  
Overall Height: 790

**S32SA**  
Dimensions (mm)  
Seat Width: 1350  
Seat Depth: 690  
Overall Height: 790

**S3SQ**  
Dimensions (mm)  
Width: 600  
Depth: 600  
Overall Height: 350

**S3RTG**  
Dimensions (mm)  
Width: 1000  
Depth: 600  
Overall Height: 350



**S3CA**  
Armchair

**S32SA**  
2 Seater - with arms

**S3SQ**  
Square Table

**S3RT**  
Rectangle Table



- Upholstered seat/back
- Integrated armrests
- 4 legs in chrome

- Upholstered seat/back
- Integrated armrests
- 4 legs in chrome

- Upholstered table
- With wooden top (glass top available P.O.A)
- 4 legs in chrome

- Upholstered table
- With wooden top (glass top available P.O.A)
- 4 legs in chrome

€ 916

€ 1,330

€ 356

€ 669

Delivery: EXPRESS



Soft upholstered seat and backrest with integrated armrests; a choice of fabric or vinyl options available; Stocked in Black Valencia vinyl.



**CLUBTUB**  
Dimensions (mm)  
Seat Width: 480  
Seat Depth: 490  
Overall Height: 770

**CLUBDUO**  
Dimensions (mm)  
Seat Width: 1066  
Seat Depth: 490  
Overall Height: 770



**CLUBTUB**  
Tub Single Chair



- Upholstered seat/back

LEATHER	VINYL
€ 499	€ 295

**CLUBDUO**  
Tub 2 Seater Sofa



- Upholstered seat/back

LEATHER	VINYL
€ 868	€ 475

# BREAKOUT Seating

Delivery: 4 WEEKS



Series 400 seating; Moulded foam construction; Fully upholstered; Tubular Steel leg in chrome; Available in a choice of colours from the Camira ranges Xtreme Plus, X2, Urban Plus and vinyl.



**S4C / S4CA**  
Dimensions (mm)  
Seat Width: 600 / 850  
Seat Depth: 750  
Overall Height: 720

**S42S/ S42SA**  
Dimensions (mm)  
Seat Width: 1200 / 1500  
Seat Depth: 750  
Overall Height: 720

**S43S/ S43SA**  
Dimensions (mm)  
Seat Width: 1800 / 2000  
Seat Depth: 750  
Overall Height: 720



**S43SA**  
3 Seater Sofa



<b>S42S</b>	2 seater sofa, without arms	€ 987
<b>S42SA</b>	2 seater sofa, with arms	€ 1,512
<b>S43S</b>	3 seater sofa, without arms	€ 1,512
<b>S43SA</b>	3 seater sofa, with arms	€ 1,971

**S4C**  
Single Chair



- Upholstered seat/back
- Without arms
- 4 legs in chrome

€ 556

**S4CA**  
Single Armchair



- Upholstered seat/back
- With arms
- 4 legs in chrome

€ 1,059

**S45Q**  
Square Table



- Upholstered table
- With wooden top (glass top available P.O.A.)
- 4 legs in chrome

W: 600 D: 600 H: 380

€ 370

**S4RT**  
Rectangular Table



- Upholstered table
- With wooden top (glass top available P.O.A.)
- 4 legs in chrome

W: 1000 D: 600 H: 380

€ 517





# BREAKOUT Seating



Delivery: 4 WEEKS



Series 500 seating; Moulded foam construction; Fully upholstered; Tubular leg in chrome. Additional modular units available P.O.A.; Available in a choice of colours from the Camira ranges Xtreme Plus, X2, Urban Plus and vinyl.

## S5CLA/RA

Single Chair with 1 arm



- Upholstered seat/back
- With 1 arm (specify right/left)
- 4 legs in chrome

W: 700 D: 690 H: 830

€ 777

## S5C

Single Chair



- Upholstered seat/back
- Without arms
- 4 legs in chrome

W: 600 D: 690 H: 830

€ 569

## S5DPOD

Double Bench Pod



- Upholstered seat
- Rectangular
- 4 legs in chrome

W: 1180 D: 690 H: 460

€ 829

## S52S

2 Seater with full back



- Upholstered seat/back
- Without arms
- 4 legs in chrome

W: 1180 D: 690 H: 830

€ 962

## S5CC

Corner Chair



- Upholstered seat/back
- Without arms
- 4 legs in chrome

W: 690 D: 690 H: 830

€ 829

## S5PU

Power Unit



- Upholstered
- Power access

W: 250 D: 690 H: 460

€ 660



# BREAKOUT Seating

Delivery: 4 WEEKS



Series 800 soft seating; Removable cushions; Soft moulded foam construction; Fully upholstered; 4 legged chrome feet; Available in a choice of colours from the Camira ranges Xtreme Plus, X2, Urban Plus and vinyl.



**S8CAML**  
Dimensions (mm)  
Seat Width: 780  
Seat Depth: 800  
Overall Height: 750

**S82SA**  
Dimensions (mm)  
Seat Width: 1100  
Seat Depth: 800  
Overall Height: 750

**S83SA**  
Dimensions (mm)  
Seat Width: 1880  
Seat Depth: 800  
Overall Height: 750



**S8RTG**  
Rectangle Table



- Upholstered base
- With wooden top (glass top available P.O.A)
- 4 legs in chrome

PRICE  
€ 680

**S8CA**  
Single Armchair



- Upholstered seat/back
- Integrated armrests
- 4 legs in chrome

PRICE  
€ 1,215

**S82SA**  
2 Seater sofa



**S83SA**  
3 Seater sofa



**S82SA**  
**S83SA**

2 seater sofa, with arms  
3 seater sofa, with arms

€ 1,589  
€ 2,035



# BREAKOUT Seating

Delivery: 4 WEEKS



Series 1000 curved seating; Moulded foam construction; Fully upholstered; Stylish steel leg in chrome. Available in a range of fabric or vinyl colours. Prices are for Blazer and Aquarius fabric.



## **S9CV60** Curved Single

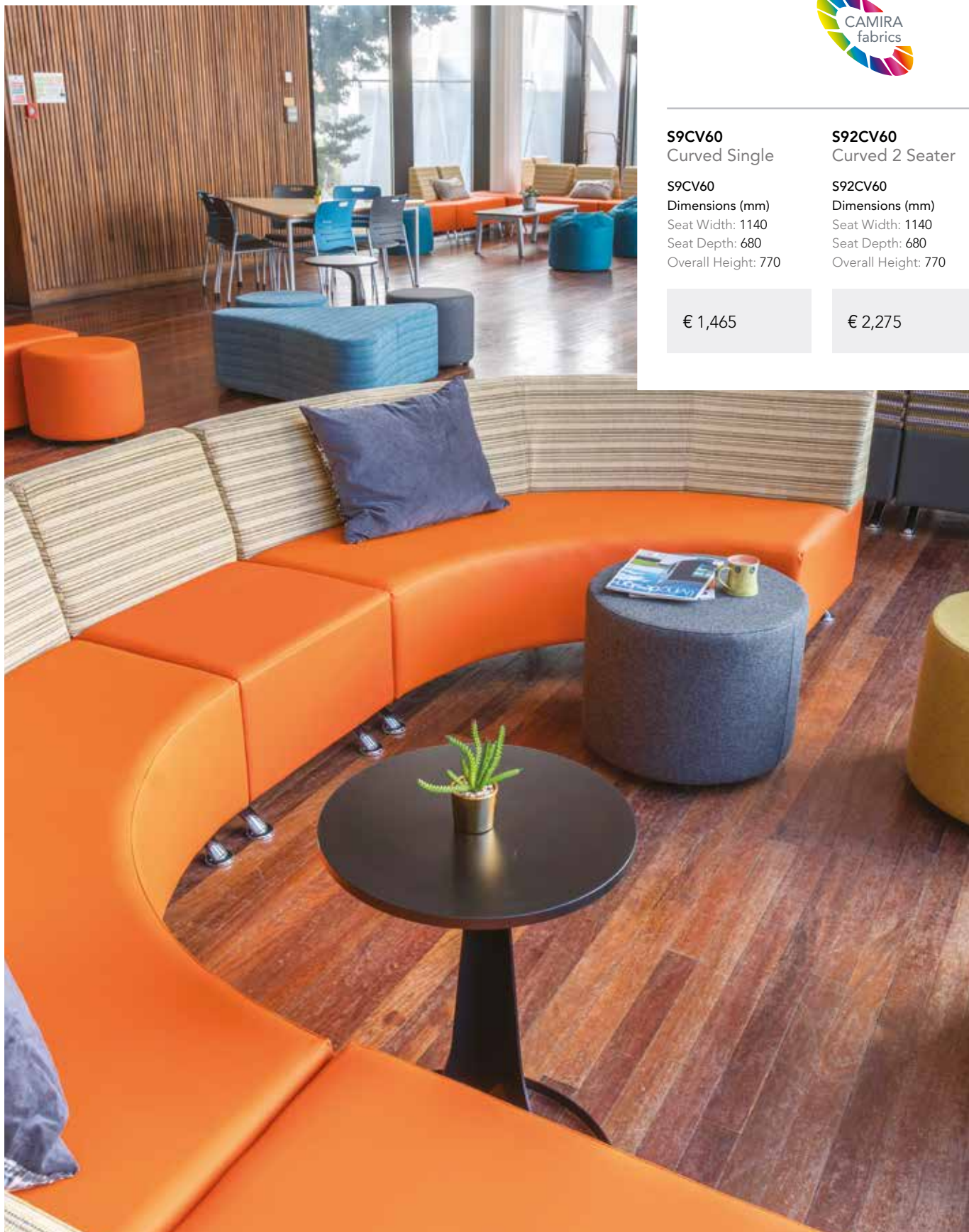
**S9CV60**  
Dimensions (mm)  
Seat Width: 1140  
Seat Depth: 680  
Overall Height: 770

€ 1,465

## **S92CV60** Curved 2 Seater

**S92CV60**  
Dimensions (mm)  
Seat Width: 1140  
Seat Depth: 680  
Overall Height: 770

€ 2,275





# BREAKOUT Seating

Delivery: 4 WEEKS



INGLESTON soft seating; Fully upholstered with oak legs; 1, 2 and 3 seater with button detailing; **Available in Camira Aquarius and Blazer palettes.**



**ING**  
Armchair  
Width: 700  
Depth: 840  
Height: 900

€ 1,627

**ING2**  
2 Seater  
Width: 1220  
Depth: 840  
Height: 900



- Upholstered seat/back
- Oak legs

€ 2,029

**ING3**  
3 Seater  
Width: 1740  
Depth: 840  
Height: 900



- Upholstered seat/back
- Oak legs

€ 2,530

Delivery: 4 WEEKS



BARRA soft seating; Fully upholstered with oak legs and button detailing; **Available in Camira Aquarius and Blazer palettes.**



**BARRA3**  
3 Seater

Width: 1650 Depth: 800 Height: 860

€ 2,425



**BARRA2**  
2 Seater

Width: 1400 Depth: 800 Height: 860

€ 1,960



**BARRA**  
Armchair

Width: 790 Depth: 800 Height: 860

€ 1,627

# BREAKOUT Seating

Delivery: 3 WEEKS



Qubi modular soft seating; Fully upholstered with black plastic feet; Design shapes with infinite layouts; easily moved to adjust layout; Available in a choice of colours from the Camira ranges Xtreme Plus, X2, Urban Plus and vinyl.



AVAILABLE SHAPES

COMBINATIONS



## Dimensions (mm)

Qubi  
Seat Width: 430  
Seat Depth: 430  
Overall Height: 450

Qubi2  
Seat Width: 820  
Seat Depth: 430  
Overall Height: 450

QubiTube  
Seat Diameter: 550  
Overall Height: 450

QubiMoon  
Seat Diameter: 550  
Overall Height: 450

### QB1 Cubed Pod



- Cubed
- Fully upholstered seat
- Plastic foot/floor protectors

€ 276

### QB2 Rectangular Pod



- Rectangular
- Fully upholstered seat
- Plastic foot/floor protectors

€ 368

### QBTub Tube Pod



- Circular
- Fully upholstered seat
- Plastic foot/floor protectors

€ 295

### QBMoon Moon Pod



- Circular Link
- Fully upholstered seat
- Plastic foot/floor protectors

€ 295



# BREAKOUT Coffee Tables

Delivery: 4 WEEKS



A selection of complementing breakout and coffee table options with chrome bases; table tops glass or melamine.



**LENA**  
Table



Diameter: 600  
Height: 580

€ 329

**LARA**  
Table




Diameter: 600  
Height: 580

€ 329

## COLOUR OPTIONS:



WOOD FINISH



MELAMINE FINISH



**TAPA**  
LaptopTable  
Diameter: 450  
Height: 665

€ 379



# ACOUSTIC PODS & WALL PANELS



# ACOUSTIC Pods

Delivery: 7-10 DAYS



## Privacy Anytime, Anywhere.

When you need to work with maximum focus and minimal distraction, Go Acoustic Pods are ideal for uninterrupted work, holding discussions, making important calls and teleconferences.



Single Person Pod



Single Privacy Pod



Dual Person Pod



Meeting Pod

## DESIGNED TO FIT:

OPEN PLAN OFFICES • RECEPTION HALLS • EXHIBITION CENTRES  
BREAKOUT AREAS • CAFETERIAS • AIRPORTS • LIBRARIES  
FACTORY FLOORS • SHOPPING MALLS • EDUCATIONAL FACILITIES

# SOLO Acoustic Pod

Delivery: 7-10 DAYS



Stool not Included

Fitted with a work top, power supply and computer connections, the SOLO Pod is a perfectly silent working space.

## SOLO Carcass Colour



White  
(other colours available)



Laminated Worktop



Motion Sensor



LED Light



Laminated Glass & Dorma Locksets



Ventilation Access



AH Meyer Power & USB Charging



# FOCUS Acoustic Pod

Delivery: 7-10 DAYS



Seat not Included

When you need to work in absolute privacy, the FOCUS POD is comfortable and soundproof for one person.

## FOCUS Carcass Colour



White  
(other colours available)



Laminated Worktop




Motion Sensor



LED Strip Lighting



Laminated Glass &  
Dorma Locksets



Ventilation Access



AH Meyer Power  
& RJ45 Data Point

# CONNECT Acoustic Pod

Delivery: 7-10 DAYS



Working Table &  
2 Bench Seats




Motion Sensor



LED Light



Laminated Glass &  
Dorma Locksets



Ventilation Access



AH Meyer Power  
& USB Charging  
fitted to table top



## CONNECT Carcass Colour




White  
(other colours available)

The CONNECT Pod is fitted with a working table, upholstered bench seating, power outlets and computer connections and will seat two to four people comfortably. Ideal for phone calls, video conferences and meetings all in a soundproof working space.

# ENGAGE Acoustic Pod

Delivery: 7-10 DAYS



Ventilation Fans



LED Strip Lighting



Laminated Glass & Dorma Locksets



Seats not included



Wireless Dimmer



Motion Sensor



Tempered Glass Whiteboard (optional extra)



Power socket, USB and data outlets can be placed at various wall points

The ENGAGE Pod is large enough to be converted into a breakout area when furnished with soft seating, coffee tables and plants, creating a comfortable working environment. Or a working Office/Meeting room when fitted with meeting tables or office desks and chairs.

## ENGAGE Carcass Colour



White (other colours available)



Working Table (Optional Extra)



# ACOUSTIC Wall Panels

Tessellate Diamond  
Acoustic Panels



**Acoustic** wall panels are used for the control of reverberation (echo) in a room. They reduce the amount of sound energy reflected off the walls, improving speech intelligibility and acoustic comfort in the room.



Formo Acoustic Panels

**Acoustic** felt wall panels are a perfect complement to any office zone from managerial offices, through to conference rooms and small offices, canteens and informal meeting rooms. The various shapes and colours allows for creating unique and interesting arrangements very simply that not only enrich the wall but also give a unique interior design.

For more information on our **Acoustic** ranges please contact a member of our sales team.



# OFFICE ENVIRONMENT Solutions

WHETHER YOU ARE LOOKING FOR A NEW DESK AND CHAIR OR A COMPLETELY NEW LOOK AND FEEL FOR YOUR OFFICE, WE OFFER A COMPLETE RANGE OF FURNITURE OPTIONS AND INTERIOR DESIGN SOLUTIONS TO HELP YOU CREATE YOUR PERFECT WORK SPACE.

We can project manage any requirement, large or small. Our full turn-key service includes everything from your choice of colour scheme to furniture, flooring, lighting and partitions.

From the ideas generated in the initial consultation, right through to our professional installation, we are there every step of the way to ensure you get what you want when you want it.



# SUMMARY OF SALES TERMS AND CONDITIONS

## 1. Prices

Office Interiors Ireland Ltd., reserves the right to vary any of the prices on its issued Price List without prior notice. Orders are accepted on condition that goods will be invoiced at prices ruling at the date of despatch. Save with the prior written agreement of a director of the Company all prices and any discounts quoted by the Company or any of its representatives whether oral or in writing, are made on the basis that the resulting amounts invoiced must in all circumstances be settled in full by the Customer within thirty days of the date of the invoice. In all circumstances the amount of V.A.T. shown on the invoice must be paid in full.

## 2. Payment

Payment for goods shall become due thirty days from date of invoice and is strictly nett. If the Customer shall fail to make full payment on the due date, the Company shall be entitled to charge interest on the amount due from the date of invoice to the date of actual payment after as well as before any judgement obtained at the rate of one and a half percent per month calculated on a daily basis. If the Customer shall fail to pay in full within sixty days from date of invoice, the Customer shall reimburse the Company for any expenses reasonably incurred by the Company in the collection of all sums due. All cheques to be made payable to Office Interiors Ireland Ltd.

## 3. Value Added Tax

The Customer shall be responsible for V.A.T. on all orders at the prevailing standard rate on the invoice values at the time of despatch.

## 4. Cancellations

Orders, in whole or in part, can only be cancelled with the written agreement of the Company. In cases where goods not normally stocked have been ordered specially, e.g. chairs covered in a Customer's selected upholstery, or special items of equipment the Company may not then be in a position to accept cancellation and in any event shall not be so obliged.

## 5. Carriage

In the event that a Customer requests that delivery of goods be made to an address other than that of the Customer, the Company shall be entitled to make an additional delivery charge and to require that assistance be available for off loading the goods.

## 6. Damage and Short Delivery

The Company shall not be obliged to entertain any claims of goods being delivered damaged or short delivered, unless the Customer notifies the Company in writing, quoting the delivery note number and such notice is received by the Company within seven days of the date of delivery. All damaged articles must be returned to our depot carriage paid within 1 month of despatch.

## 7. Delivery

Delivery times quoted are given in good faith and although the Company will make every effort to deliver on the dates given it does not accept liability for failure to do so. The Company shall be entitled to make partial deliveries and to invoice the Customer accordingly. Payment of such invoices shall be due and payable on the same terms and in the same manner as applicable to an invoice for the full delivery.

## 8. Specification and Continuity of Product

The Company cannot be held liable in any way whatsoever for:-

- (a) changes in specification made by its manufacturing suppliers, or
- (b) the discontinuance of any particular line.

The Company shall make all reasonable efforts to notify the Customer of such events if it becomes aware of the same.

## 9. Reservation of Title

- (a) Legal title and ownership in the goods shall remain with the Company until the Customer shall have paid the Company in full respect of all accounts of any nature outstanding by the Customer with the Company.
- (b) Until payment in full aforesaid shall have been made, the Customer shall have possession of the goods as bailee for the Company and shall have authority until such authority is countermanded by the Company, to sell the goods on behalf of the Company to third parties at arms length in the ordinary course of the Customer's business. The Customer shall hold all proceeds of such sales in trust for the Company and shall maintain such proceeds separately identified. The Company shall be entitled to all rights and claims which the Customer may have against its customers arising from such sales until payment aforesaid is made in full.
- (c) The Customer shall store the goods in such a way as to enable them to be identified as the property of the Company.
- (d) For so long as any payment is overdue, the Company shall be entitled to enter upon any premises where the goods are located and to take possession and resell the same and for this purpose the Customer hereby grants the Company irrevocable right and licence to enter upon any premises where the goods are located. This right shall continue to subsist notwithstanding termination of this Contract for any reason and shall be without prejudice to any accrued rights of the Company.
- (e) Notwithstanding these provisions for reservation of title, risk in the goods shall pass to the Customer on delivery.

## 10. General

Unless and until terms and conditions shall be further modified, they shall apply to any order accepted by the Company save to the extent that the terms for an order other than prices and or discounts as varied in condition 1 hereof, shall have been first agreed to in writing by a director of the Company.

## 11. Environment

Opportunities are sought to always purchase timbers and veneers from renewable and sustainable sources. Chipboard used is of E1 category in order to reduce harmful chemical emission during the manufacturing process. Purchasing policy on new plant and machinery ensures the minimum impact on the environment. All company cars have been converted to use lead-free petrol. Liaison continues with all regulatory bodies and trade associations.

Office Interiors Ireland are registered with FIRA International.



# NOTES



# **OFFICE INTERIORS IRELAND**

Office Layout & Design Specialist

---

**Showrooms**  
**Galway & Dublin**

**Contact Ray: 087 2959125**

Email: [officeinteriorsireland@gmail.com](mailto:officeinteriorsireland@gmail.com)

**[www.oii.ie](http://www.oii.ie) Eircode: H91 X92C**