

HAWK
FURNITURE

HAWK
FURNITURE

EAST WING
Offices



Hawk Furniture Ltd
Hawk Landings, Skiff Lane
Holme Upon Spalding Moor
York
YO43 4BB

t 01430 861229
f 01430 861225

www.hawkfurniture.co.uk
enquiries@hawkfurniture.co.uk

product guide 2019
valid from January 1st 2019 to April 30th 2019

DESKING

10	GIORGIO
14	GIORGIO WIRE MANAGED
18	GIORGIO HEIGHT SETTABLE
22	PANEL END
26	ROMA LORENZO
30	BOLOGNA
34	MODENA
38	LINKS & EXTENSIONS
44	GRAVITY SINGLE HEIGHT ADJUSTABLE
46	KICK & CLICK HEIGHT ADJUSTABLE
48	VOLT HEIGHT ADJUSTABLE
50	ELEC HEIGHT ADJUSTABLE
52	SCREENS

BENCH DESKING

64	BUDGET
68	GIANNI
72	EVOLUTION
76	FORCE
80	GRAVITY HEIGHT ADJUSTABLE

STORAGE

88	PEDESTALS
90	FREESTANDING STORAGE
98	ACCESSORIES
100	STORAGE WALL

RECEPTION

102	RECEPTION
-----	-----------

TABLES

108	BOARDROOM
114	GIANNI A FRAME
118	CANTEEN/FULLY WELDED
122	MEETING
123	COFFEE
124	FLIP TOP / FOLDAWAY / TEMPORARY

EDUCATIONAL

126	PAOLO CONTRACT
128	TRAY UNITS
130	WORK BENCHING
132	IT DESKS
133	LECTERNS

RESIDENTIAL

134	FULL RANGE
-----	------------

BESPOKE

138	BESPOKE
-----	---------

SEATING

143	OPERATOR/TASK
150	SOFT SEATING

NEED HELP?

Look at the next two pages for a brief summary of our most popular ranges, with images and descriptions to help get you started. This new product guide is packed full of hints and tips to help make sure you choose the right products for your workplace.

GUIDES & ADVICE

40	SIT STAND INFORMATION
42	LINAK INFORMATION
43	HEIGHT ADJUSTABLE DESKING COMPARISON
62	BENCH SYSTEMS COMPARISON
164	MFC/METAL FINISHES
165	FABRIC CHOICES
168	QUICK COMPARE DESK PRICING



PAGE 80
GRAVITY

A premium sit stand desk incorporating sliding tops, FULL wire-management systems, smartphone and desktop PC connectivity (to set personal weight loss goals) and anti-collision safety features. Want to see the Gravity in action then search on Youtube for 'don't be a Bob!'

PAGE 76
FORCE BENCH

A high end bench system incorporating a solid, chunky design. Sliding tops and cable trays are included as standard, available in a wide range of sizes and options.



PAGE 68
GIANNI BENCH

The original bench. This extremely popular system incorporates sliding tops, cable trays, a choice of goalpost or A frame legs, full size or inset screens and scalloped tops - all at no extra cost!



PAGE 48
VOLT HEIGHT ADJUSTABLE

An extremely competitively-priced sit stand desk, available with White or Silver frames and supplied with a digital controller as standard. It might not have the frills of the Gravity but if your goal is to own a sit stand desk then this is the most cost-effective option on the market. **NOW WITH A 5 YEAR GUARANTEE.**



PAGE 114
GIANNI A FRAME

A brand new range of poseur 1050mm height and 740mm desk height meeting tables. These indoor picnic tables are perfect for informal meetings, collaborative work spaces or simply as an upmarket canteen table.



PAGE 72
EVOLUTION BENCH

One of the strongest and most versatile bench systems on the market, **perfect for multiple-monitor workstations.** A range of screen heights to sit alongside your easy access flip-up cable trays ensures this robust bench system will stand the test of time.



PAGE 64
BUDGET BENCH

If price is your priority without wanting to compromise on quality, this value-engineered bench desk has been stripped back to provide a very competitively-priced system yet still enjoys a full 10 year guarantee.

PAGE 134
RESIDENTIAL

Ideally suited for student accommodation, our robust manufacturing methods ensure a true fit-for-purpose product that can stand the test of time - proven by our 10 year guarantee.



Many companies claim to be British manufacturers but the reality couldn't be further from the truth. Apart from a small handful of components that need to be imported (such as our accessories), absolutely everything is manufactured at our facility in the heart of East Yorkshire. Woodwork, metal fabrication and even powder-coating is carried out on site, with all raw materials sourced from as local suppliers as possible. This helps reduce our carbon footprint, reduce our dependency on third parties and provide a more reliable, ethical product, flying the flag for British manufacturing.



FSC / PEFC Accreditation Of Board Suppliers



“ A true British manufacturer. Fabricating all metalwork and woodwork here at our plant in the heart of East Yorkshire ”



Accreditations & Associations



Hawk is committed to responsible manufacturing as we believe that actions need to be taken today, rather than leaving our problems for future generations to fix. That's why all our MFC board is procured from sustainable, managed forests that are part of the Forest Stewardship Council (FSC).

Further to sourcing FSC-accredited board, we go several steps further to help minimise our carbon footprint. Waste board is used to heat the factory in a state-of-the-art biomass burner and larger off-cuts are used for the core of our budget screens. Not only does this allow for pleasant working conditions all year round but makes for extremely competitively-priced desk screens.

95% of products manufactured in-house

This means we have near-total control over the manufacturing process, ensuring quality and reliability are never compromised

99% recyclable materials

Because what happens to our furniture at the end of its life cycle is just as important as what happens at the beginning

We source our raw materials as locally as possible

This reduces our carbon footprint whilst promoting local businesses

Established 1988

The 10 acre site is home to our skilled, dedicated workforce working throughout an 80,000 sq ft manufacturing plant, sales, and distribution team




Powdercoating plant



Warehouse / Transport



Wood shed 2



DESKING

GIORGIO



The Giorgio leg has always been a firm favourite. A no nonsense design coupled with an affordable price, are the two main reasons why this has been our best selling leg for nearly 30 years.

GIORGIO WIRE MANAGED



Store your wires neatly inside the cover plates of our Giorgio Wire Managed leg. Removable inner and outer plates ensure easy tool-less access.

GIORGIO HEIGHT SETTABLE



Whether you're tall or small, our height settable desks are great for making sure your posture doesn't suffer.

PANEL END



Providing privacy and strength, our Panel End desks are supplied with a 25mm leg and are available in all 14 MFC finishes.

ROMA LORENZO



For those who like things a little curvier, our Roma Lorenzo leg is a profiled version of the Panel End leg available in all the same top choices and finishes, too.

BOLOGNA



The Bologna leg brings contemporary elegance to every workplace. Smooth, sleek and curvaceous, it is a perfect example of modern design with a chic Italian influence.

MODENA



For something with unmistakable substance and irrefutable style, choose our Modena leg system. It has been built to last and designed to delight, combining offset angles and gentle curves with durability and strength.

All leg frames are available on all top shapes. All colour finishes are priced the same



GIORGIO

The backbone of office furniture. The Giorgio cantilever leg has been a favourite since its inception in the 1980s and despite the growing trend in bench desking, cantilever leg desks are still common in the workplace today.

An affordable desk available in a vast range of sizes and colours ensures the Giorgio leg will be around for many more years to come.



For Giorgio desks please prefix code with 'G' and suffix code with top thickness eg. GRD16/25
All handed desks are illustrated in a right hand (RH) configuration.



800 DEEP RECTANGULAR DESKTOP
H: 740mm D: 800mm

RD18	RD16	RD14	RD12	RD10	RD8
1800	1600	1400	1200	1000	800

18mm	£314	£264	£243	£227	£214	£204
25mm	£344	£305	£282	£260	£244	£234



Grain front to back

600 DEEP RECTANGULAR DESKTOP
H: 740mm D: 600mm

RR18	RR16	RR14	RR12	RR10	RR8
1800	1600	1400	1200	1000	800

£304	£255	£234	£215	£204	£194
£329	£304	£272	£250	£236	£226



D ENDED DESKTOP
H: 740mm D: 800mm

DE22	DE20
2200	2000

£380	£362
£447	£424



WAVE DESKTOP
H: 740mm D: 1000-800mm

WV18	WV16	WV14	WV12	WV10
1800	1600	1400	1200	1000


18mm	£381	£361	£330	£307	£293
25mm	£410	£388	£374	£359	£345



COMPACT WAVE DESKTOP
H: 740mm D: 800-600mm

CWV18	CWV16	CWV14	CWV12
1800	1600	1400	1200

£344	£327	£313	£298
£374	£354	£341	£328



DOUBLE WAVE DESKTOP
H: 740mm D: 1000-800mm

DWV18	DWV16
1800	1600

£407	£395
£470	£452



J SHAPE TOP 600x600
H: 740mm D: 1200mm

J1866	J1666	J1466	J1266
1800	1600	1400	1200

18mm	£431	£386	£342	£324
25mm	£495	£443	£393	£375



J SHAPE TOP 800x600
H: 740mm D: 1200mm

J18	J16	J14	J12
1800	1600	1400	1200

£439	£394	£349	£332
£503	£451	£402	£383



J SHAPE TOP 800x800
H: 740mm D: 1200mm

J1888	J1688	J1488	J1288
1800	1600	1400	1200

£451	£408	£363	£345
£516	£464	£415	£395

Check out our desk comparison reference chart on p168-173

◆ Fixed pedestals not available ♣ Pedestals will not fit under

AVAILABLE BOARD FINISHES

Anthracite (AN), Beech (B), Cherry (C), Classic Ash (CA), Dakar (DK), Light Oak (LO), Modern Oak (MO), Maple (M), Plain Grey (PG), Portofino Cherry (PC), Silver (S), Swiss Elm (SE), Walnut (WA), White (WH) available in 18mm and 25mm.

For Giorgio desks please prefix code with 'G' and suffix code with top thickness eg. GRD16/25
All handed desks are illustrated in a right hand (RH) configuration.



BOW FRONTED S SHAPE
H: 740mm D:1200mm

BFS20	BFS18	BFS16
2000	1800	1600

18mm	£600	£562	£518
25mm	£668	£627	£574



S SHAPED TOP
H: 740mm D:1200mm

S20	S18	S16
2000	1800	1600

£499	£461	£417
£566	£528	£476



ANGULAR DESKTOP
H: 740mm D: 1134mm

AT22	AT20
2200	2000

£470	£452
£498	£477



SYMMETRICAL DESKTOP
H: 740mm D: 1800/1600mm

SYM18	SYM16
1800	1600

18mm	£617	£577
25mm	£704	£659



COMPACT DESKTOP
H: 740mm D: 1000-800/600mm

CS18	CS16
1800	1600

£443	£396
£454	£411



BOW FRONTED DESKTOP
H: 740mm D: 1000mm

BF18	BF16	BF14	BF12
1800	1600	1400	1200

£380	£332	£312	£293
£451	£393	£371	£346



CURVED DESKTOP
H: 740mm D: 950mm

CD18
1800

18mm	£425
25mm	£485



120° CORE UNIT TOP
H: 740mm D: 800 or 600mm

CU128	CU126	CU11	CU9
2078	2078	1905	1558
800mm	600mm	800mm	600mm

END SIZE	♣		♣
£567	£521	£485	£470
£625	£579	£542	£529



PRINTER TABLE
H: 740mm D: 800mm

PT8
800

£314
£362

Check out our desk comparison reference chart on p168-173

◆ Fixed pedestals not available ♣ Pedestals will not fit under

AVAILABLE BOARD FINISHES

Anthracite (An), Beech (B), Classic Ash (CA), Cherry (C), Dakar (DK), Light Oak (LO), Modern Oak (MO), Maple (M), Plain Grey (PG), Portofino Cherry (PC), Silver (S), Swiss Elm (SE), Walnut (WA), White (WH) available in 18mm and 25mm.

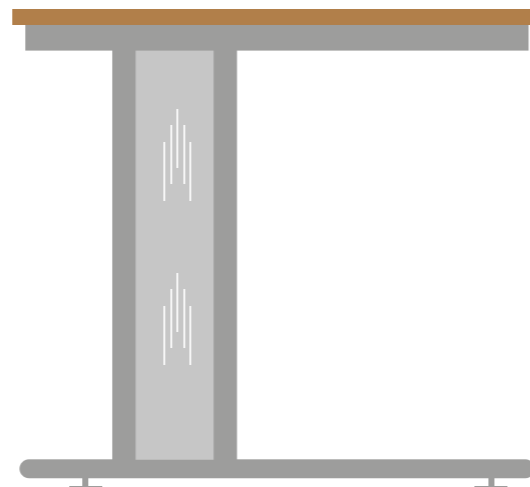




GIORGIO WIRE MANAGED

The affordable way to keep wires neatly tucked away. The Giorgio wire-managed leg is a factory fitted option available in a matching or contrasting finish.

Metalwork available in Silver as standard, with Black, White & Grey options at no extra cost.



For Giorgio Wire Managed desks please prefix code with 'GWM' and suffix code with top thickness eg. GWMRD16/25. All handed desks are illustrated in a right hand (RH) configuration.



800 DEEP RECTANGULAR DESKTOP H: 740mm D: 800mm

RD18	RD16	RD14	RD12	RD10	RD8
1800	1600	1400	1200	1000	800

18mm	£393	£343	£324	£307	£293	£282
25mm	£424	£384	£363	£339	£326	£314



Grain front to back

600 DEEP RECTANGULAR DESKTOP H: 740mm D: 600mm

RR18	RR16	RR14	RR12	RR10	RR8
1800	1600	1400	1200	1000	800

£382	£334	£314	£294	£282	£274
£408	£383	£352	£329	£316	£306



D ENDED DESKTOP H: 740mm D: 800mm

DE22	DE20
2200	2000

£459	£441
£526	£503



WAVE DESKTOP H: 740mm D: 1000-800mm

WV18	WV16	WV14	WV12	WV10
1800	1600	1400	1200	1000

18mm	£393	£334	£314	£294	£282
25mm	£408	£383	£352	£329	£316



COMPACT WAVE DESKTOP H: 740mm D: 800-600mm

CWV18	CWV16	CWV14	CWV12
1800	1600	1400	1200

£460	£440	£409	£386	£373
£490	£467	£453	£439	£425



DOUBLE WAVE DESKTOP H: 740mm D: 1000-800mm

DWV18	DWV16
1800	1600

£487	£476
£550	£532



J SHAPE TOP 600x600 H: 740mm D: 1200mm

J1866	J1666	J1466	J1266
1800	1600	1400	1200

18mm	£510	£465	£422	£404
25mm	£574	£522	£472	£454



J SHAPE TOP 800x600 H: 740mm D: 1200mm

J18	J16	J14	J12
1800	1600	1400	1200

£518	£475	£430	£411
£583	£531	£483	£462



J SHAPE TOP 800x800 H: 740mm D: 1200mm

J1888	J1688	J1488	J1288
1800	1600	1400	1200

£531	£488	£442	£425
£596	£544	£494	£476

Check out our desk comparison reference chart on p168-173

◆ Fixed pedestals not available ♣ Pedestals will not fit under

AVAILABLE BOARD FINISHES

Anthracite (AN), Beech (B), Cherry (C), Classic Ash (CA), Dakar (DK), Light Oak (LO), Modern Oak (MO), Maple (M), Plain Grey (PG), Portofino Cherry (PC), Silver (S), Swiss Elm (SE), Walnut (WA), White (WH) available in 18mm and 25mm.

For Giorgio Wire Managed desks please prefix code with 'GWM' and suffix code with top thickness eg. GWMRD16/25. All handed desks are illustrated in a right hand (RH) configuration.



BOW FRONTED S SHAPE
H: 740mm D:1200mm

BFS20	BFS18	BFS16
2000	1800	1600

18mm	£679	£642	£598
25mm	£748	£707	£654



S SHAPED TOP
H: 740mm D:1200mm

S20	S18	S16
2000	1800	1600

£579	£541	£496
£646	£606	£555



ANGULAR DESKTOP
H: 740mm D:1134mm

AT22	AT20
2200	2000

£550	£532
£577	£550



SYMMETRICAL DESKTOP
H: 740mm D: 1800/1600mm

SYM18	SYM16
1800	1600

18mm	£697	£657
25mm	£783	£739



COMPACT DESKTOP
H: 740mm D: 1000-800/600mm

CS18	CS16
1800	1600

£522	£477
£535	£491



BOW FRONTED DESKTOP
H: 740mm D: 1000mm

BF18	BF16	BF14	BF12
1800	1600	1400	1200

£459	£411	£390	£373
£531	£472	£450	£426



CURVED DESKTOP
H: 740mm D: 950mm

CD18
1800

18mm	£504
25mm	£564



120° CORE UNIT TOP
H: 740mm D: 800 or 600mm

CU128	CU126	CU11	CU9
2078	2078	1905	1558
END SIZE	800mm	600mm	800mm
	600mm	600mm	

£647	£601	£564	£550
£705	£658	£621	£607

Check out our desk price comparison chart on p168-173

◆ Fixed pedestals not available ♣ Pedestals will not fit under

AVAILABLE BOARD FINISHES

Anthracite (AN), Beech (B), Classic Ash (CA), Cherry (C), Dakar (DK), Light Oak (LO), Modern Oak (MO), Maple (M), Plain Grey (PG), Portofino Cherry (PC), Silver (S), Swiss Elm (SE), Walnut (WA), White (WH) available in 18mm and 25mm.

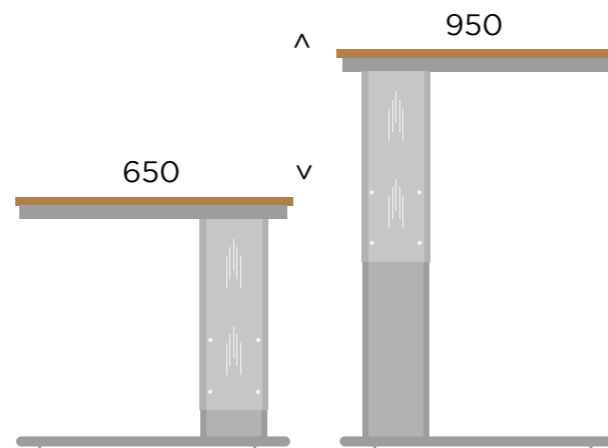





GIORGIO HEIGHT SETTABLE

We are all different heights so why are our desks the same? Whether you're taller or smaller, this height settable desk allows the user to fix their desk at a height other than 740mm.

50mm increments allow you to find the perfect height, preventing bad posture and reducing the chances of back pains and poor circulation.



For Giorgio Height Settable desks please prefix code with 'GHS' and suffix code with top thickness eg. GHSRD16/25. All handed desks are illustrated in a right hand (RH) configuration. 25mm tops.



Grain front to back



800 DEEP RECTANGULAR DESKTOP H: 740mm D: 800mm

RD18	RD16	RD14	RD12	RD10	RD8
1800	1600	1400	1200	1000	800

£459 £406 £395 £371 £355 £343

600 DEEP RECTANGULAR DESKTOP H: 740mm D: 600mm

RR18	RR16	RR14	RR12	RR10	RR8
1800	1600	1400	1200	1000	800

£443 £416 £384 £359 £346 £335

D ENDED DESKTOP H: 740mm D: 800mm

DE22	DE20
2200	2000

£567 £543



WAVE DESKTOP H: 740mm D: 1000-800mm

WV18	WV16	WV14	WV12	WV10
1800	1600	1400	1200	1000

£529 £505 £491 £476 £460

COMPACT WAVE DESKTOP H: 740mm D: 800-600mm

CWV18	CWV16	CWV14	CWV12
1800	1600	1400	1200

£491 £470 £456 £442

DOUBLE WAVE DESKTOP H: 740mm D: 1000-800mm

DWV18	DWV16
1800	1600

£593 £572



J SHAPE TOP 600x600 H: 740mm D: 1200mm

J1866	J1666	J1466	J1266
1800	1600	1400	1200

£618 £564 £510 £492

J SHAPE TOP 800x600 H: 740mm D: 1200mm

J18	J16	J14	J12
1800	1600	1400	1200

£626 £571 £520 £499

J SHAPE TOP 800x800 H: 740mm D: 1200mm

J1888	J1688	J1488	J1288
1800	1600	1400	1200

£641 £587 £534 £514

Check out our desk comparison reference chart on p168-173

◆ Fixed pedestals not available ♣ Pedestals will not fit under

AVAILABLE BOARD FINISHES

Anthracite (AN), Beech (B), Classic Ash (CA), Cherry (C), Dakar (DK), Light Oak (LO), Modern Oak (MO), Maple (M), Plain Grey (PG), Portofino Cherry (PC), Silver (S), Swiss Elm (SE), Walnut (WA), White (WH) available with 25mm tops only.

For Giorgio Height Settable desks please prefix code with 'GHS' and suffix code with top thickness eg. GHSRD16/25. All handed desks are illustrated in a right hand (RH) configuration. 25mm tops.



BOW FRONTED S SHAPE
H: 740mm D:1200mm

BFS20	BFS18	BFS16
2000	1800	1600

£797	£757	£702
------	------	------



S SHAPED TOP
H: 740mm D:1200mm

S20	S18	S16
2000	1800	1600

£693	£651	£597
------	------	------



ANGULAR DESKTOP
H: 740mm D: 1134mm

AT22	AT20
2200	2000

£621	£593
------	------



SYMMETRICAL DESKTOP
H: 740mm D: 1800/1600mm

SYM18	SYM16
1800	1600

£836	£790
------	------



COMPACT DESKTOP
H: 740mm D: 1000-800/600mm

CS18	CS16
1800	1600

£621	£593
------	------



BOW FRONTED DESKTOP
H: 740mm D: 1000mm

BF18	BF16	BF14	BF12
1800	1600	1400	1200

£571	£510	£487	£461
------	------	------	------



CURVED DESKTOP
H: 740mm D: 950mm

CD18
1800

£605

Check out our desk price comparison chart on p168-173

◆ Fixed pedestals not available ♣ Pedestals will not fit under

AVAILABLE BOARD FINISHES

Anthracite (AN), Beech (B), Classic Ash (CA), Cherry (C), Dakar (DK), Light Oak (LO), Modern Oak (MO), Maple (M), Plain Grey (PG), Portofino Cherry (PC), Silver (S), Swiss Elm (SE), Walnut (WA), White (WH) available with 25mm tops only.





PANEL END

The simplest ideas are often the most effective. The 25mm panel end legs provide an extremely strong desk whilst also giving a little extra privacy for those who need it.

Legs are available in every one of our 14 MFC finishes - see p164 for the full range.



For Panel End desks please prefix code with 'P' and suffix code with top thickness eg. PRD16/25
All handed desks are illustrated in a right hand (RH) configuration.



800 DEEP RECTANGULAR DESKTOP
H: 740mm D: 800mm

RD18	RD16	RD14	RD12	RD10	RD8
1800	1600	1400	1200	1000	800

18mm	£314	£264	£243	£227	£214	£204
25mm	£344	£305	£282	£260	£244	£234



Grain front to back

600 DEEP RECTANGULAR DESKTOP
H: 740mm D: 600mm

RR18	RR16	RR14	RR12	RR10	RR8
1800	1600	1400	1200	1000	800

£304	£255	£234	£215	£204	£194
£329	£304	£272	£250	£236	£226



D ENDED DESKTOP
H: 740mm D: 800mm

DE22	DE20
2200	2000

£380	£362
£447	£424



WAVE DESKTOP
H: 740mm D: 1000-800mm

WV18	WV16	WV14	WV12	WV10
1800	1600	1400	1200	1000

18mm	£381	£361	£330	£307	£293
25mm	£410	£388	£374	£359	£345



COMPACT WAVE DESKTOP
H: 740mm D: 800-600mm

CWV18	CWV16	CWV14	CWV12
1800	1600	1400	1200

£344	£327	£313	£298
£374	£354	£341	£328



DOUBLE WAVE DESKTOP
H: 740mm D: 1000-800mm

DWV18	DWV16
1800	1600

£407	£395
£470	£452



J SHAPE TOP 600x600
H: 740mm D: 1200mm

J1866	J1666	J1466	J1266
1800	1600	1400	1200

18mm	£431	£386	£342	£324
25mm	£495	£443	£393	£375



J SHAPE TOP 800x600
H: 740mm D: 1200mm

J18	J16	J14	J12
1800	1600	1400	1200

£439	£394	£349	£332
£503	£451	£402	£383



J SHAPE TOP 800x800
H: 740mm D: 1200mm

J1888	J1688	J1488	J1288
1800	1600	1400	1200

£451	£408	£363	£345
£516	£464	£415	£395

Check out our desk comparison reference chart on p168-173

◆ Fixed pedestals not available ♣ Pedestals will not fit under

AVAILABLE BOARD FINISHES

Anthracite (AN), Beech (B), Cherry (C), Classic Ash (CA), Dakar (DK), Light Oak (LO), Modern Oak (MO), Maple (M), Plain Grey (PG), Portofino Cherry (PC), Silver (S), Swiss Elm (SE), Walnut (WA), White (WH) available in 18mm and 25mm.

For Panel End desks please prefix code with 'P' and suffix code with top thickness eg. PRD16/25
 All handed desks are illustrated in a right hand (RH) configuration.



BOW FRONTED S SHAPE
 H: 740mm D:1200mm

BFS20	BFS18	BFS16
2000	1800	1600

18mm	£600	£562	£518
25mm	£668	£627	£574



S SHAPED TOP
 H: 740mm D:1200mm

S20	S18	S16
2000	1800	1600

£499	£461	£417
£566	£528	£476



ANGULAR DESKTOP
 H: 740mm D: 1134mm

AT22	AT20
2200	2000

£470	£452
£498	£477



SYMMETRICAL DESKTOP
 H: 740mm D: 1800/1600mm

SYM18	SYM16
1800	1600

18mm	£617	£577
25mm	£704	£659



COMPACT DESKTOP
 H: 740mm D: 1000-800/600mm

CS18	CS16
1800	1600

£443	£396
£454	£411



BOW FRONTED DESKTOP
 H: 740mm D: 1000mm

BF18	BF16	BF14	BF12
1800	1600	1400	1200

£380	£332	£312	£293
£451	£393	£371	£346



CURVED DESKTOP
 H: 740mm D: 950mm

CD18
1800

18mm	£425
25mm	£485



120° CORE UNIT TOP
 H: 740mm D: 800 or 600mm

CU128	CU126	CU11	CU9
2078	2078	1905	1558
END SIZE	800mm	600mm	800mm
		600mm	

£567	£521	£485	£470
£625	£579	£542	£529

Check out our desk price comparison chart on p168-173

◆ Fixed pedestals not available ♣ Pedestals will not fit under

AVAILABLE BOARD FINISHES

Anthracite (AN), Beech (B), Classic Ash (CA), Cherry (C), Dakar (DK), Light Oak (LO), Modern Oak (MO), Maple (M), Plain Grey (PG), Portofino Cherry (PC), Silver (S), Swiss Elm (SE), Walnut (WA), White (WH) available in 18mm and 25mm.





ROMA LORENZO

Meet the curvy cousin of our straight panel end leg, Roma Lorenzo. Distinctly more refined with an elegant curve, these legs offer a more sophisticated look for your office.

As always, these legs are available in all 16 of our colour finishes to match our desktops.



For Roma Lorenzo desks please prefix code with 'RL' and suffix code with top thickness eg. RLRD16/25. All handed desks are illustrated in a right hand (RH) configuration. 25mm tops.



800 DEEP RECTANGULAR DESKTOP
H: 740mm D: 800mm

RD18	RD16	RD14	RD12	RD10	RD8
1800	1600	1400	1200	1000	800

£393 £353 £332 £308 £294 £282



Grain front to back

600 DEEP RECTANGULAR DESKTOP
H: 740mm D: 600mm

RR18	RR16	RR14	RR12	RR10	RR8
1800	1600	1400	1200	1000	800

£378 £352 £321 £297 £286 £275



D ENDED DESKTOP
H: 740mm D: 800mm

DE22	DE20
2200	2000

£495 £472



WAVE DESKTOP
H: 740mm D: 1000-800mm

WV18	WV16	WV14	WV12	WV10
1800	1600	1400	1200	1000

£459 £438 £423 £408 £359



COMPACT WAVE DESKTOP
H: 740mm D: 800-600mm

CWV18	CWV16	CWV14	CWV12
1800	1600	1400	1200

£423 £404 £389 £376



DOUBLE WAVE DESKTOP
H: 740mm D: 1000-800mm

DWV18	DWV16
1800	1600

£519 £470



J SHAPE TOP 600x600
H: 740mm D: 1200mm

J1866	J1666	J1466	J1266
1800	1600	1400	1200

£544 £461 £442 £424



J SHAPE TOP 800x600
H: 740mm D: 1200mm

J18	J16	J14	J12
1800	1600	1400	1200

£552 £499 £451 £432



J SHAPE TOP 800x800
H: 740mm D: 1200mm

J1888	J1688	J1488	J1288
1800	1600	1400	1200

£565 £514 £463 £444

Check out our desk comparison reference chart on p168-173

◆ Fixed pedestals not available ♣ Pedestals will not fit under

AVAILABLE BOARD FINISHES

Anthracite (AN), Beech (B), Classic Ash (CA), Cherry (C), Dakar (DK), Light Oak (LO), Modern Oak (MO), Maple (M), Plain Grey (PG), Portofino Cherry (PC), Silver (S), Swiss Elm (SE), Walnut (WA), White (WH) available with 25mm tops only.

For Roma Lorenzo desks please prefix code with 'RL' and suffix code with top thickness eg. RLRD16/25. All handed desks are illustrated in a right hand (RH) configuration. 25mm tops.



BOW FRONTED S SHAPE
H: 740mm D:1200mm

BFS20	BFS18	BFS16
2000	1800	1600

£716 £676 £623



S SHAPED TOP
H: 740mm D:1200mm

S20	S18	S16
2000	1800	1600

£615 £548 £524



ANGULAR DESKTOP
H: 740mm D: 1134mm

AT22	AT20
2200	2000

£495 £472



SYMMETRICAL DESKTOP
H: 740mm D: 1800/1600mm

SYM18	SYM16
1800	1600

£753 £709



COMPACT DESKTOP
H: 740mm D: 1000-800/600mm

CS18	CS16
1800	1600

£503 £460



BOW FRONTED DESKTOP
H: 740mm D: 1000mm

BF18	BF16	BF14	BF12
1800	1600	1400	1200

£499 £442 £420 £395



CURVED DESKTOP
H: 740mm D: 950mm

CD18
1800

£534



120° CORE UNIT TOP
H: 740mm D: 800 or 600mm

	CU128	CU126	CU11	CU9
	2078	2078	1905	1558
END SIZE	800mm	600mm	800mm	600mm
		♣		♣

£674 £628 £592 £576

Check out our desk price comparison chart on p168-173

◆ Fixed pedestals not available ♣ Pedestals will not fit under

AVAILABLE BOARD FINISHES

Anthracite (AN), Beech (B), Classic Ash (CA), Cherry (C), Dakar (DK), Light Oak (LO), Modern Oak (MO), Maple (M), Plain Grey (PG), Portofino Cherry (PC), Silver (S), Swiss Elm (SE), Walnut (WA), White (WH) available with 25mm tops only.

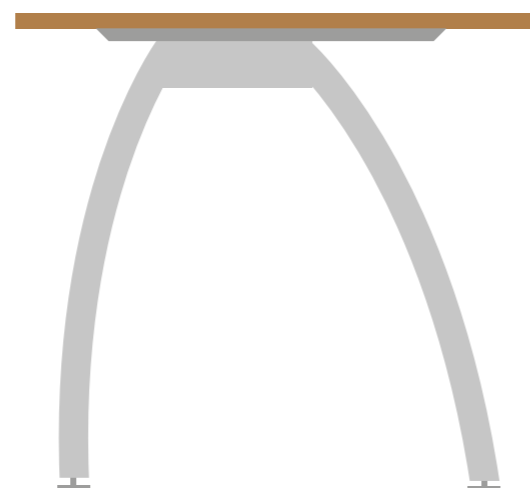




BOLOGNA

Originally designed in Italy, the sleek Bologna leg looks great in executive offices.

The robust steel design makes for a solid yet slender desk, supplied in the colour of your choice along with adjustable feet to keep your legs firmly on the ground. Accessorise with modesty panels and cable trays (see p99) to complete the look.



For Bologna desks please prefix code with 'B' and suffix code with top thickness eg. BRD16/25
All handed desks are illustrated in a right hand (RH) configuration. 25mm tops.



800 DEEP RECTANGULAR DESKTOP
H: 740mm D: 800mm

RD18	RD16	RD14	RD12	RD10	RD8
1800	1600	1400	1200	1000	800

£457	£407	£384	£355	£346	£334
------	------	------	------	------	------



Grain front to back

600 DEEP RECTANGULAR DESKTOP
H: 740mm D: 600mm

RR18	RR16	RR14	RR12	RR10	RR8
1800	1600	1400	1200	1000	800

£438	£402	£374	£348	£333	£320
------	------	------	------	------	------



D ENDED DESKTOP
H: 740mm D: 800mm

DE22	DE20
2200	2000

£555	£531
------	------



WAVE DESKTOP
H: 740mm D: 1000-800mm

WV18	WV16	WV14	WV12	WV10
1800	1600	1400	1200	1000

£517	£495	£478	£462	£451
------	------	------	------	------



COMPACT WAVE DESKTOP
H: 740mm D: 800-600mm

CWV18	CWV16	CWV14	CWV12
1800	1600	1400	1200

£475	£454	£439	£416
------	------	------	------



DOUBLE WAVE DESKTOP
H: 740mm D: 1000-800mm

DWV18	DWV16
1800	1600

£579	£562
------	------



J SHAPE TOP 600x600
H: 740mm D: 1200mm

J1866	J1666	J1466	J1266
1800	1600	1400	1200

£605	£552	£499	£476
------	------	------	------



J SHAPE TOP 800x600
H: 740mm D: 1200mm

J18	J16	J14	J12
1800	1600	1400	1200

£615	£562	£508	£490
------	------	------	------



J SHAPE TOP 800x800
H: 740mm D: 1200mm

J1888	J1688	J1488	J1288
1800	1600	1400	1200

£630	£575	£525	£504
------	------	------	------

Check out our desk comparison reference chart on p168-173

◆ Fixed pedestals not available ♣ Pedestals will not fit under

AVAILABLE BOARD FINISHES

Anthracite (AN), Beech (B), Classic Ash (CA), Cherry (C), Dakar (Dk), Light Oak (LO), Modern Oak (MO), Maple (M), Plain Grey (PG), Portofino Cherry (PC), Silver (S), Swiss Elm (SE), Walnut (WA), White (WH) available with 25mm tops only.

For Bologna desks please prefix code with 'B' and suffix code with top thickness eg. BRD16/25
All handed desks are illustrated in a right hand (RH) configuration. 25mm tops.



BOW FRONTED S SHAPE
H: 740mm D:1200mm

BFS20	BFS18	BFS16
2000	1800	1600

£787	£747	£693
------	------	------



S SHAPED TOP
H: 740mm D:1200mm

S20	S18	S16
2000	1800	1600

£682	£642	£589
------	------	------



ANGULAR DESKTOP
H: 740mm D: 1134mm

AT22	AT20
2200	2000

£609	£591
------	------



SYMMETRICAL DESKTOP
H: 740mm D: 1800/1600mm

SYM18	SYM16
1800	1600

£827	£783
------	------



COMPACT DESKTOP
H: 740mm D: 1000-800/600mm

CS18	CS16
1800	1600

£619	£567
------	------



BOW FRONTED DESKTOP
H: 740mm D: 1000mm

BF18	BF16	BF14	BF12
1800	1600	1400	1200

£564	£497	£476	£449
------	------	------	------



CURVED DESKTOP
H: 740mm D: 950mm

CD18
1800

£596



120° CORE UNIT TOP
H: 740mm D: 800 or 600mm

CU128	CU126	CU11	CU9
2078	2078	1905	1558
END SIZE	800mm	600mm	800mm
		♣	♣

£742	£697	£653	£642
------	------	------	------

Check out our desk price comparison chart on p168-173

◆ Fixed pedestals not available ♣ Pedestals will not fit under

AVAILABLE BOARD FINISHES

Anthracite (AN), Beech (B), Classic Ash (CA), Cherry (C), Dakar (Dk), Light Oak (LO), Modern Oak (MO), Maple (M), Plain Grey (PG), Portofino Cherry (PC), Silver (S), Swiss Elm (SE), Walnut (WA), White (WH) available with 25mm tops only.






MODENA

For something with unmistakable substance and irrefutable style, choose our Italian-designed Modena leg system. It has been built to last and designed to delight, combining offset angles and gentle curves with durability and strength.

This minimalist cantilever frame needs no modesty panel for strength (although is available if required) and is available in a choice of four metalwork finishes: White, Black, Silver & Grey.



For Modena desks please prefix code with 'M' and suffix code with top thickness eg. MRD16/25. All handed desks are illustrated in a right hand (RH) configuration. 25mm tops.



800 DEEP RECTANGULAR DESKTOP H: 740mm D: 800mm

RD18	RD16	RD14	RD12	RD10	RD8
1800	1600	1400	1200	1000	800

£457	£407	£384	£355	£346	£334
------	------	------	------	------	------



Grain front to back

600 DEEP RECTANGULAR DESKTOP H: 740mm D: 600mm

RR18	RR16	RR14	RR12	RR10	RR8
1800	1600	1400	1200	1000	800

£438	£402	£374	£348	£333	£320
------	------	------	------	------	------



D ENDED DESKTOP H: 740mm D: 800mm

DE22	DE20
2200	2000

£552	£531
------	------



WAVE DESKTOP H: 740mm D: 1000-800mm

WV18	WV16	WV14	WV12	WV10
1800	1600	1400	1200	1000

£517	£495	£478	£462	£451
------	------	------	------	------



COMPACT WAVE DESKTOP H: 740mm D: 800-600mm

CWV18	CWV16	CWV14	CWV12
1800	1600	1400	1200

£475	£454	£439	£416
------	------	------	------



DOUBLE WAVE DESKTOP H: 740mm D: 1000-800mm

DWV18	DWV16
1800	1600

£579	£562
------	------



J SHAPE TOP 600x600 H: 740mm D: 1200mm

J1866	J1666	J1466	J1266
1800	1600	1400	1200

£605	£552	£499	£476
------	------	------	------



J SHAPE TOP 800x600 H: 740mm D: 1200mm

J18	J16	J14	J12
1800	1600	1400	1200

£615	£562	£508	£490
------	------	------	------



J SHAPE TOP 800x800 H: 740mm D: 1200mm

J1888	J1688	J1488	J1288
1800	1600	1400	1200

£630	£575	£525	£504
------	------	------	------

Check out our desk comparison reference chart on p168-173

◆ Fixed pedestals not available ♣ Pedestals will not fit under

AVAILABLE BOARD FINISHES

Anthracite (AN), Beech (B), Classic Ash (CA), Cherry (C), Dakar (DK), Light Oak (LO), Modern Oak (MO), Maple (M), Plain Grey (PG), Portofino Cherry (PC), Silver (S), Swiss Elm (SE), Walnut (WA), White (WH) available with 25mm tops only.

For Modena desks please prefix code with 'M' and suffix code with top thickness eg. MRD16/25.
All handed desks are illustrated in a right hand (RH) configuration. 25mm tops.



BOW FRONTED S SHAPE
H: 740mm D:1200mm

BFS20	BFS18	BFS16
2000	1800	1600

£787	£747	£693
------	------	------



S SHAPED TOP
H: 740mm D:1200mm

S20	S18	S16
2000	1800	1600

£682	£642	£589
------	------	------



ANGULAR DESKTOP
H: 740mm D: 1134mm

AT22	AT20
2200	2000

£609	£591
------	------



SYMMETRICAL DESKTOP
H: 740mm D: 1800/1600mm

SYM18	SYM16
1800	1600

£827	£783
------	------



COMPACT DESKTOP
H: 740mm D: 1000-800/600mm

CS18	CS16
1800	1600

£619	£567
------	------



BOW FRONTED DESKTOP
H: 740mm D: 1000mm

BF18	BF16	BF14	BF12
1800	1600	1400	1200

£564	£497	£476	£449
------	------	------	------



CURVED DESKTOP
H: 740mm D: 950mm

CD18
1800

£596



120° CORE UNIT TOP
H: 740mm D: 800 or 600mm

CU128	CU126	CU11	CU9
2078	2078	1905	1558
END SIZE	800mm	600mm	800mm
		♣	♣
£742	£697	£653	£642

Check out our desk price comparison chart on p168-173

◆ Fixed pedestals not available ♣ Pedestals will not fit under

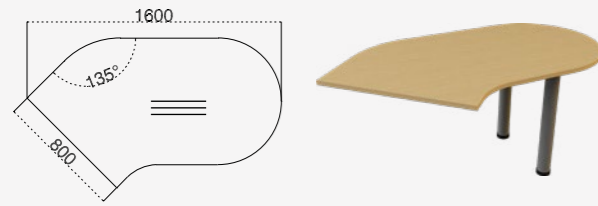
AVAILABLE BOARD FINISHES

Anthracite (AN), Beech (B), Classic Ash (CA), Cherry (C), Dakar (Dk), Light Oak (LO), Modern Oak (MO), Maple (M), Plain Grey (PG), Portofino Cherry (PC), Silver (S), Swiss Elm (SE), Walnut (WA), White (WH) available with 25mm tops only.



Extension Meeting Table

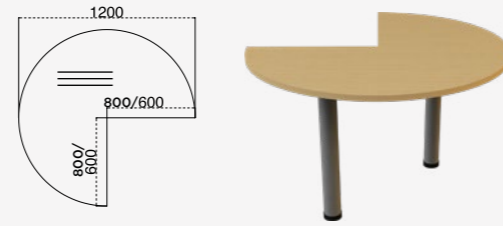
H:740mm W:1600mm
60mm Tubular legs or Trumpet base
Please specify left or right hand
Right hand shown



	18mm	25mm
GEXMT - Tubular	£391	£461
GEXMTTR - Trumpet	£478	£512

Pacman Extension Table

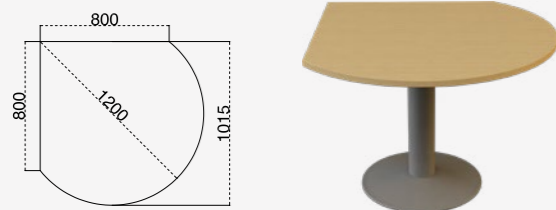
H:740mm W:1200mm
Please specify hand
(left handed shown)
60mm Tubular legs



	18mm	25mm
PACEXT128	£385	£444
PACEXT126	£385	£444

Teardrop Meeting Table

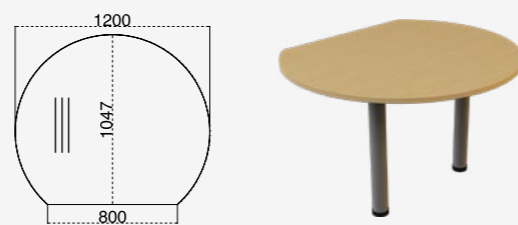
H:740mm
Please specify grain direction



GTDMTTUB - Tubular	£385	£444
GTDMTTR - Trumpet	£469	£503

Desk End Extension

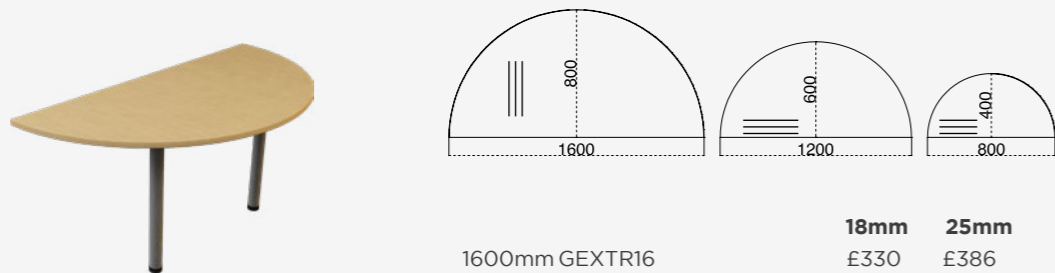
H:740mm
60mm Tubular legs
or Trumpet base



GDEX12TUB - Tubular	£385	£444
GDEX12TR - Trumpet	£469	£503

Extension Table Radial

H:740mm
60mm Tubular legs



	18mm	25mm
1600mm GEXTR16	£330	£386
1200mm GEXTR12	£306	£361
800mm GEXTR8	£279	£319

Curved Link

W:800mm D:800mm
Includes brackets



		18mm	25mm
90°	G90CLINK	£111	£129
60°	G60CLINK	£111	£129
45°	G45CLINK	£111	£129

Straight Link

W:800mm D:800mm
Includes brackets



		18mm	25mm
90°	G90SLINK	£111	£129
60°	G60SLINK	£111	£129
45°	G45SLINK	£111	£129

Square Link

W:800mm D:800mm
Includes brackets



GSQLINK	£111	£129
---------	------	------


Modesty Panel For Links

Includes brackets



G90MODL	£102
G60MODL	£102
G45MODL	£102

Support Leg For Linking Panels



SUPLLEG	£43
---------	-----

Tubular Leg

60mm or 80mm




80mm	TUB80	£29
60mm	TUB60	£29
60mm	CLP13 - Chrome	£42

AVAILABLE BOARD FINISHES

Anthracite (AN), Beech (B), Cherry (C), Classic Ash (CA), Dakar (DK), Light Oak (LO), Modern Oak (MO), Maple (M), Plain Grey (PG), Portofino Cherry (PC), Silver (S), Swiss Elm (SE), Walnut (WA), White (WH) available in 18mm and 25mm.

HEIGHT ADJUSTABLE



Why it is important to use a sit-stand desk

A typical desk job is the everyday norm for most of us, and it means being inactive most of the day. However, neither our bodies nor our physiques are made for this inactivity. Studies show that sedentary behaviour leads to lifestyle related diseases.

Using a sit-stand desk can reduce sedentary behaviour significantly, decrease the risk of lifestyle related diseases and increase our daily well-being.

The next two pages highlight why a height adjustable desk should be used, and why LINAK are world-renowned manufacturers of lifting columns that are used in our high-end products.


Sedentary behaviour - *We are inactive most of the day*



We spend up to **12 hours** a day sitting down

How we spend the hours

The majority of hours awake are spent sedentary (around 60-70 percent)



60-70%
Sedentary

20-30%
Light

<5-10%
Moderate - Active

Height adjustable desks are an indispensable resource for achieving reductions in sedentary behaviour.



FYI

Sitting or lying down while being awake, is classified as 'sedentary' behaviour. You can be sedentary at work, school, home, when travelling or during leisure time. Sedentary behaviour requires little energy expenditure.

DEALER TIP

Do not confuse height **SETTABLE** with height **ADJUSTABLE** desking.

Height settable desks are designed to be fixed at a set height (for example, a tall person needing a higher standard desk height), whereas height adjustable sit-stand desking is designed to get people using a mixture of sitting and standing. This mixture is critical to the success of height adjustable desks as prolonged periods of standing is as detrimental to health as sitting.



Giorgio height settable desk

Watch out for manufacturers that sell height adjustable desking that don't go high enough to use while standing. If you cannot stand then you will not get any of the benefits.

LINAK ACTUATORS



LINAK now occupies over 400,000sq ft of development and production facilities based in Guderup, Denmark.

As one of the world leaders in lifting columns, actuators, control boxes and controls, LINAK has over 2,000 employees in 35 countries and is recognised for high-quality, technically advanced, innovative solutions.

All LINAK products offered by Hawk benefit from the following features:



PREMIUM CONTROLLER NOW INCLUDES BLUETOOTH

The premium controller has been updated to now include bluetooth connectivity. This allows you to connect your smartphone, set your personal height and weight loss preferences and be reminded to stand or sit with the visual display on the controller itself (seen to the left in green).

The paddle controller works easily by simply clicking up and down to raise and lower the desktop. Compatible with both iOS and Android devices and available from the App Store and Google Play.



DESK CONTROL SOFTWARE

It's hard to remember to stand when you have spent your whole working life on a chair, but with the Desk Control Software you are reminded to stand according to your own personal targets and weight loss goals. Simply connect the wire via USB to your PC and download the software.



PIEZO ANTI-COLLISION TECHNOLOGY - GRAVITY ONLY

The built-in PIEZO sensor feels for any obstruction when raising or lowering the desk, then halts and reverses to avoid collision, providing a safeguard for your investment by preventing any damage.



ZERO TECHNOLOGY

All LINAK control boxes have an extremely low standby power consumption of maximum 0.1W.



5 YEAR WARRANTY

Because quality matters, LINAK offer a 5 year warranty for manufacturing defects along with Hawk's full 10 year warranty on non-electrical components. As an industry standard batteries have 12 month warranty.

Positioning
Warranty
Available Shapes
Available Desk Depth
Frame Colour
Available Widths
Desktop Movement
Lifting Column Mfr
Height Adjustment
Desk Control SW*
Mobile App Control*
Piezo Anti-Collision
Cable Trays Included
Sliding Tops
Double Bench Option

Notes

We don't always have the time to research things as much as we should, especially when several manufacturers are offering products that all look similar yet have huge price differences. That is why we have produced a simple comparison chart that details the four ranges along with full specification of the main selling points that you need to know.



VOLT

Budget

5 years

Rectangular

800mm



1200-1800mm

30mm/second

Far East

705-1205mm



One of the most competitively-priced height adjustable desks on the market supplied with 5 year guarantee and digital controller as standard. Nothing comes close for quality or price.



ELEC

Budget

12 months

Rect & J Shape

800mm



1200-1800mm

25mm/second

Conset (Far East)

685-1205mm



The ELEC range is great if you are wanting a J shape or modesty panel on your height adjustable desk.



Kick & Click

Mid-Range

5 years

Rectangular

800mm & 600mm



1400-1800mm

38mm/second

LINAK (Denmark)

705-1205mm



Can be installed in half the time of traditional height adjustable desks due to tool-less 'click together' design. LINAK actuators mean this desk gives the cheapest access to a premium lifting column.




Gravity

Premium

5 years

Rectangular

800mm



1000-1800mm

38mm/second

LINAK (Denmark)

Double 640-1300mm
Single 590-1250mm



High-end solution with no compromises. Upper flip-down cable trays, wire harnesses and lower cable trays ensure tidiness whatever the height. Doubles available with individual or larger shared screens.

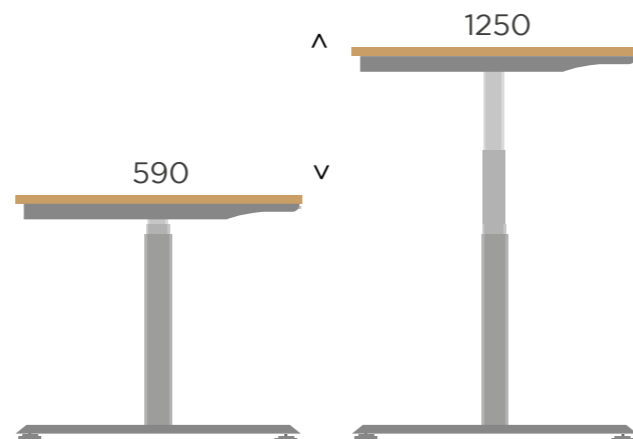
*Additional hardware needed. Not supplied as standard.

See p80 for double Gravity bench desks



GRAVITY SINGLE HEIGHT ADJUSTABLE

Gravity sets the benchmark that all electric height adjustable desks strive for. These desks go lower and higher than most on the market, they are quicker, quieter and smoother and come as standard with sliding tops, cable trays and a choice of additional extras. Store personal preferences and choose your weight loss goals - the software will do the rest and tell you when it's time to sit or stand. It's all possible thanks to the world-leading LINAK mechanisms.



SLIDING TOP/CABLE TRAY

Cable access has never been so easy. The quick pull release allows the top to slide easily, revealing the generous flip-down cable tray. We also include a handful of sticky pads with each desk that you can clip your wires into; it's the small touches like this that make Gravity a cut above the rest.



MOBILE PACK

Gravity and Kick & Click desks have the option of fitting a mobile pack - this includes a battery and heavy duty castors

LMP	LINAK Mobile Pack	£360
HDC	Castors Only	£64

NB: Castors cannot be retrofitted due to different thread size on desk foot



MODESTY PANELS

Provide a little privacy with this wooden modesty panel, which can also be retrofitted at a later date if required. Height: 350mm

GMODP18	1800mm	£170
GMODP16	1600mm	£164
GMODP14	1400mm	£157
GMODP12	1200mm	£133
GMODP10	1000mm	£126

Only small mobile pedestals will fit desk at lowest height. High underdesk pedestals can fit providing desk is not lowered to lowest setting (or ideally programmed through software)



WHAT'S INCLUDED

- Lockable sliding tops
- Flip-down cable tray under desktop
- LINAK mechanism with PEIZO anti-collision
- 5 year guarantee on electric components
10 years on wooden components
- Standard controller (no programming functions)

Frame colours



1800 x 800mm	GRAV18S	£1,632
1600 x 800mm	GRAV16S	£1,595
1400 x 800mm	GRAV14S	£1,502
1200 x 800mm	GRAV12S	£1,466
1000 x 800mm	GRAV10S	£1,419

Accepts only Infinite screens and Gravity HD screens

ACCESSORIES



Premium Controller

To fit Gravity and K&C
Digital display with 3 presets

GPREMC £101



Desk Control Software

To fit Gravity and K&C
Connect to PC and set personal goals

GDCS £119



Single Wire Snake

Floor to desktop (for single desks only)

GSWS £87



See p42 for LINAK accessory specifications

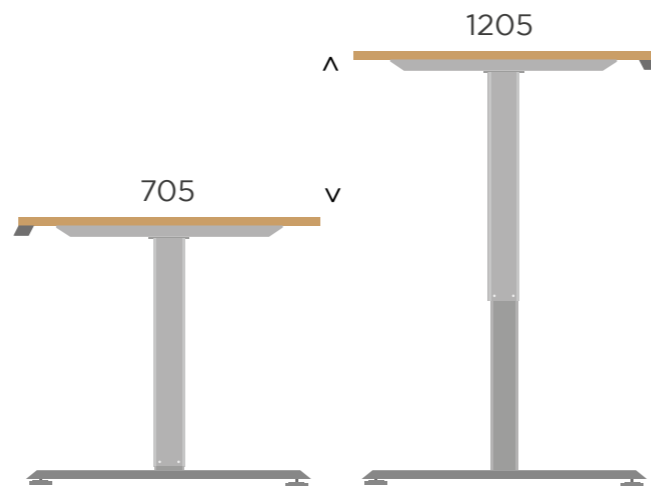




LINAK 
WE IMPROVE YOUR LIFE

KICK & CLICK HEIGHT ADJUSTABLE

A dual motor electric height adjustable desk that offers great quality at an affordable price. The Kick & Click is a safe option for those worrying when looking at dozens of different ranges; LINAK is a trusted mechanism throughout the world so this no-frills sit stand desk still packs a punch and at a great price, too.



COST EFFECTIVE DUAL MOTOR

If you want a dual motor but don't need the bells and whistles of our Gravity desk, the Kick & Click is a great cost effective alternative. With LINAK actuators it gives the same lifting experience but without the sliding tops, cable trays or Piezo anti-collision.



I FRAME OR CANTILEVER LEG

The Kick & Click is also the only height adjustable desk available with 600mm and 800mm deep tops.

Please suffix code with 'I' or 'C' for I-frame or Cantilever desk eg. KC168C

- Height adjustment from 705 to 1205mm
- Accepts standard screens found on p54-55
- Desktop movement of 38mm/second
- 5 year guarantee on electric components
10 years on wooden components
- Includes cable ports as standard
- Supplied with standard controller

Frame colours



1800mm x 800mm	KC188	£1,373
1600mm x 800mm	KC168	£1,350
1400mm x 800mm	KC148	£1,328
1800mm x 600mm	KC186	£1,345
1600mm x 600mm	KC166	£1,324
1400mm x 600mm	KC146	£1,302

ACCESSORIES



Premium Controller

To fit Gravity and K&C
Digital display with 3 presets

GPREMC £101



Desk Control Software

To fit Gravity and K&C
Connect to PC and set personal goals

GDCS £119



Single Wire Snake

Floor to desktop (for single desks only)

GSWS £87



See p42 for LINAK
accessory specifications





DIGITAL CONTROLLER AS STANDARD

A digital controller supplied as standard at this price range is hard to find but we have managed it for the Volt. The controller can be positioned at either the left or right hand side of your desk for maximum ease of use.



AVAILABLE AS FRAMES ONLY

If you want to replace only some of your existing desks with height adjustables, then take advantage of buying just the frame only and re-use your existing tops.



SINGLE MOTOR 5 YEAR WARRANTY

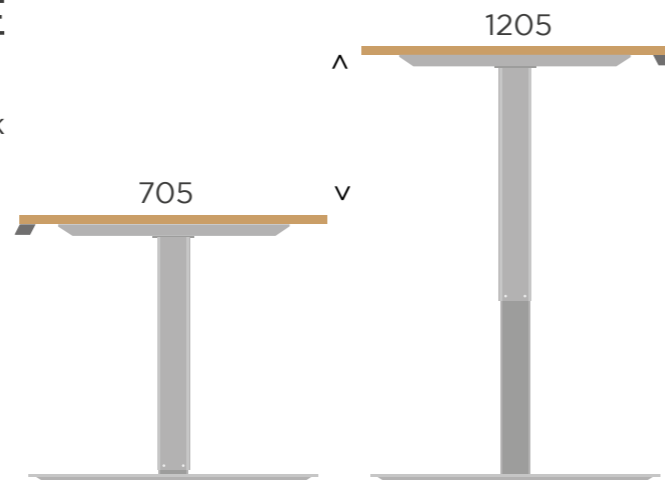
The quality of the Volt is so impressive that we are able to offer a full 5 year warranty which is unheard of at this price range. The single motor is rated to 80kg (minus top weight of 16-25kg); this might not be as much as our other ranges but with the majority of users only using standard equipment the Volt is more than capable.

- Height adjustment from 705 to 1205mm
- Accepts standard screens found on p54-55
- Desktop movement of 30mm/second
- 5 year guarantee on electric components
10 years on wooden components
- Supplied with digital controller and cable ports as standard


VOLT HEIGHT ADJUSTABLE

There is no better electric height adjustable desk for sale in the UK at this price.

A great price would normally involve cutting corners however this frame, now available in both White and Silver, far surpasses rivals with an impressive 30mm per second movement, digital display as standard, and height adjustability from 705mm to 1205mm.



Frame colours



1800mm x 800mm	VHA18	£908
1600mm x 800mm	VHA16	£860
1400mm x 800mm	VHA14	£818
1200mm x 800mm	VHA12	£772
Frame Only	VHA	£685

AVAILABLE BOARD FINISHES

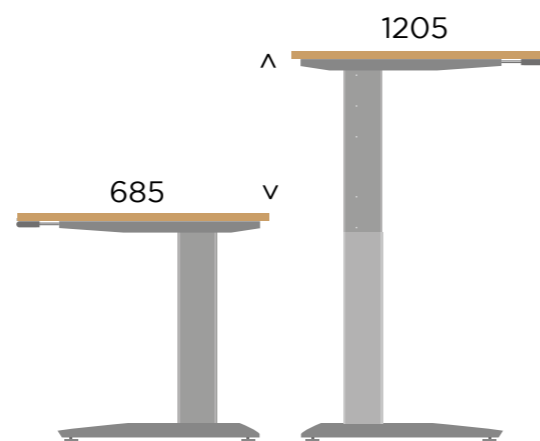
Anthracite (AN), Beech (B), Cherry (C), Classic Ash (CA), Dakar (Dk), Light Oak (LO), Modern Oak (MO), Maple (M), Plain Grey (PG), Portofino Cherry (PC), Silver (S), Swiss Elm (SE), Walnut (WA), White (WH) available in 18mm and 25mm.



ELEC HEIGHT ADJUSTABLE

The ELEC is the only height adjustable desk available as a J shape and also the only desk that comes as standard with a modesty panel.

We now recommend these desks only if matching existing furniture, as the new Volt desks are a far better product with a more competitive price. Please see p48 for details.



DUAL ROCKER SWITCH FOR SAFETY

Both hands are needed to operate the switch which prevents trapping and injury as the desk travels up and down.



25mm per second height adjustment



MODESTY PANELS

The only height adjustable desk supplied with a modesty panel as standard. Bolted into each leg this provides support for the whole desk as the top raises and lowers.

- Height adjustment from 685 to 1205mm
- Dual rocker switch operation for improved safety
- Desktop movement of 25mm/second
- 12 month guarantee on electric components
10 years on wooden components
- Includes cable ports as standard

Frame colours

 Silver only

Electric - Rectangular D:800mm



1800mm x 800mm	ELEC18	£967
1600mm x 800mm	ELEC16	£937
1400mm x 800mm	ELEC14	£918
1200mm x 800mm	ELEC12	£902

Electric - J Shape

D:1200mm
End size: 800/800mm
Please specify left or right handed
(right handed shown)

NB: Not available with 800x600mm ends



1800mm x 1200mm	ELECJ18	£1,595
1600mm x 1200mm	ELECJ16	£1,526
1400mm x 1200mm	ELECJ14	£1,492
1200mm x 1200mm	ELECJ12	£1,458

Did you know?

The insides of our screens are made from off-cuts of our waste board. Not only does this help keep our costs competitive but reduces waste and lowers our carbon footprint. It's a win win for everyone!



SCREENS

Trends have changed over the last 5 years as people move towards smaller screens that are a gesture of division rather than a large dividing wall. Whether you are looking for a small budget screen or a large premium divider, we have a full range of products suited to each and every requirement.



BUDGET

Waste board is used in the core of our budget screens - this not only allows us to keep our costs down but reduces our carbon footprint.

All budget screens are supplied with PVC edging available in Maple, Grey and Silver as standard. Choose from 300mm, 380mm & 480mm heights all at the same cost.



PREMIUM

Our new Infinite screens are the perfect match to our high-end desk ranges. Available on all ranges, with pinnable, toolbar and acrylic options in a range of sizes.




TOOLBAR ACCESSORIES

A full range of accessories are available to fit on our toolbar screens. From pen pots to paper trays, budget monitor arms to premium monitor arms, you can be confident of finding the perfect accessory for your desk.


DESKTOP SCREENS

- Screens supplied with 30mm C Clamp as standard
- All screens in this section can be supplied at 300mm, 380mm and 480mm at the same price if specified at time of order.



Rectangular Desktop Screen
H:480mm

800mm	HRDT8	£127
1000mm	HRDT10	£129
1100mm	HRDT11	£133
1200mm	HRDT12	£135
1400mm	HRDT14	£142
1500mm	HRDT15	£148
1600mm	HRDT16	£154
1638mm	HRDT1638	£154
1800mm	HRDT18	£159
2000mm	HRDT20	£173




Wave Desktop Screen
H:480-280mm

800mm	HWDT8	£135
1000mm	HWDT10	£145
1100mm	HWDT11	£148
1200mm	HWDT12	£152
1400mm	HWDT14	£158
1500mm	HWDT15	£162
1600mm	HWDT16	£166
1638mm	HWDT1638	£166
1800mm	HWDT18	£174
2000mm	HWDT20	£188



Arc Desktop Screen
H:480mm

800mm	HADT8	£135
1000mm	HADT10	£145
1100mm	HADT11	£148
1200mm	HADT12	£152
1400mm	HADT14	£158
1500mm	HADT15	£162
1600mm	HADT16	£166
1638mm	HADT1638	£166
1800mm	HADT18	£174
2000mm	HADT20	£188



Curved Desktop Screen
H:480mm

800mm	HCDT8	£135
1000mm	HCDT10	£145
1100mm	HCDT11	£148
1200mm	HCDT12	£152
1400mm	HCDT14	£158
1500mm	HCDT15	£162
1600mm	HCDT16	£166
1638mm	HCDT1638	£166
1800mm	HCDT18	£174
2000mm	HCDT20	£188



Screen Clamps
Individual Single Clamp (as shown)

Standard	STB	£16
Over-Leg	OLB	£16
Panel End	PEB	£16
End	EMT	£16
Circular	CTB	£16
T	TBRACKET	£16

AVAILABLE FABRIC FINISHES

Any Camira fabric from the Cara or Lucia range. Other fabrics available upon request (surcharges may apply).



Aluminium Surround Desktop Screen
Aluminium trim
Non-linking, non-pinnable
H:480mm


800mm	HALDT8	£167
1000mm	HALDT10	£172
1100mm	HALDT11	£177
1200mm	HALDT12	£181
1400mm	HALDT14	£186
1500mm	HALDT15	£194
1600mm	HALDT16	£200
1638mm	HALDT1638	£200
1800mm	HALDT18	£206
2000mm	HALDT20	£225



Gravity Heavy Duty Toolbar Screen
Fits on Gravity desks only
Non-linking, non-pinnable
4 slot toolbar
H:310mm

1000mm	GHDS10	£289
1200mm	GHDS12	£320
1400mm	GHDS14	£343
1600mm	GHDS16	£369
1800mm	GHDS18	£391

Suitable for hanging up to two 27" monitors using the monitor arms below



Single Toolbar Monitor Arm
Available in silver only
Adjustable in all directions

SSCRMA	£177
--------	------



Premium Toolbar Monitor Arm
Available in Silver or White
Patented and spring-tensioned award-winning monitor arm

FMA	Standard	£260
FMAE	Extended	£298



Metal Toolbar Pen Pot
Available in Black, White, Silver & Grey

PENPOT	£31
--------	-----



Metal Toolbar A4 Paper Tray
Landscape
Available in Black, White, Silver & Grey

MPT	£57
-----	-----

Options

Grey, Silver or Maple edging is available on all screens. Please state at time of ordering.

Pinnable - add £40 per screen

Overleg bracket - Free of charge (when supplied with screen)

- please specify at time of order

Linking - add £16 per screen (not available on aluminium screens)








NEW 4 way linking budget screen

DESKTOP SCREENS INFINITE

- Infinite range can fit on all desk and bench ranges except Evolution. Please specify at time of order which range you are attaching to, otherwise a standard C clamp will be supplied
- Not suitable for hanging extra large or dual monitors
- Toolbar screens can only be fitted with Premium Monitor Arm (other arms can be fitted but fixing clamp may protrude over top of screen)
- All non-toolbar screens are supplied with a single toolrail, ideal for hanging paper trays and pen pots
- Outer frames available in White and Silver only
- Screen height 320mm





Available acrylic finishes


-  Red
-  Orange
-  Green
-  Blue
-  Clear
-  White



	Infinite Upholstered H:320mm		
	1000w	IFS10	£228
	1200w	IFS12	£248
	1400w	IFS14	£259
	1600w	IFS16	£275
	1800w	IFS18	£286

	Infinite Upholstered Pinnable H:320mm		
	1000w	IFS10P	£275
	1200w	IFS12P	£297
	1400w	IFS14P	£309
	1600w	IFS16P	£329
	1800w	IFS18P	£344

	Infinite Upholstered Toolbar H:320mm		
	1000w	ITS10	£251
	1200w	ITS12	£278
	1400w	ITS14	£297
	1600w	ITS16	£320
	1800w	ITS18	£340

	Infinite Upholstered Toolbar Pinnable H:320mm		
	1000w	ITS10P	£297
	1200w	ITS12P	£329
	1400w	ITS14P	£347
	1600w	ITS16P	£374
	1800w	ITS18P	£398

	Infinite Acrylic H:320mm		
	1000w	IAS10	£263
	1200w	IAS12	£282
	1400w	IAS14	£297
	1600w	IAS16	£313
	1800w	IAS18	£324

	Infinite Acrylic Toolbar H:320mm		
	1000w	IATS10	£286
	1200w	IATS12	£313
	1400w	IATS14	£336
	1600w	IATS16	£359
	1800w	IATS18	£379

FLOORSTANDING SCREENS

For noise reduction and privacy, floor standing screens come in a variety of heights and widths. Choose linking screens if you need to separate larger areas with more than just one screen.

Screen prices include T feet as standard

Rectangular Floor Standing Screen 1600H, 1700H & 1800H

Height	1600mm	1700mm	1800mm			
Width	Code	Code	Code	Freestanding	Linking	Pinnable
1000mm	HFS1610	HFS1710	HFS1810	£318	£352	£437
1100mm	HFS1611	HFS1711	HFS1811	£319	£353	£438
1200mm	HFS1612	HFS1712	HFS1812	£319	£353	£438
1300mm	HFS1613	HFS1713	HFS1813	£319	£353	£438
1400mm	HFS1614	HFS1714	HFS1814	£349	£383	£467
1500mm	HFS1615	HFS1715	HFS1815	£349	£383	£469
1600mm	HFS1616	HFS1716	HFS1816	£350	£384	£470
1700mm	HFS1617	-	-	£350	£384	£470
1800mm	HFS1618	-	-	£357	£390	£482

Rectangular Floor Standing Screen 1300H, 1400H & 1500H

Height	1300mm	1400mm	1500mm			
Width	Code	Code	Code	Freestanding	Linking	Pinnable
1000mm	HFS1310	HFS1410	HFS1510	£260	£287	£342
1100mm	HFS1311	HFS1411	HFS1511	£280	£309	£369
1200mm	HFS1312	HFS1412	HFS1512	£288	£316	£381
1300mm	HFS1313	HFS1413	HFS1513	£293	£324	£391
1400mm	HFS1314	HFS1414	HFS1514	£301	£332	£404
1500mm	HFS1315	HFS1415	HFS1515	£308	£339	£415
1600mm	HFS1316	HFS1416	HFS1516	£314	£346	£427
1700mm	HFS1317	HFS1417	HFS1517	£350	£383	£467
1800mm	HFS1318	HFS1418	HFS1518	£356	£389	£480

Rectangular Floor Standing Screen 1000H, 1100H & 1200H

Height	1000mm	1100mm	1200mm			
Width	Code	Code	Code	Freestanding	Linking	Pinnable
1000mm	HFS1010	HFS1110	HFS1210	£264	£292	£352
1100mm	HFS1011	HFS1111	HFS1211	£265	£293	£353
1200mm	HFS1012	HFS1112	HFS1212	£265	£293	£353
1300mm	HFS1013	HFS1113	HFS1213	£265	£293	£353
1400mm	HFS1014	HFS1114	HFS1214	£280	£309	£369
1500mm	HFS1015	HFS1115	HFS1215	£281	£309	£371
1600mm	HFS1016	HFS1116	HFS1216	£281	£309	£371
1700mm	HFS1017	HFS1117	HFS1217	£317	£345	£435
1800mm	HFS1018	HFS1118	HFS1218	£326	£350	£448



T Foot
Individual foot (as shown)

FSSF £38

AVAILABLE FABRIC FINISHES

Any Camira fabric from the Cara range. Add 15% for Lucia. Other fabrics available upon request (surcharges may apply).




BENCH DESKING



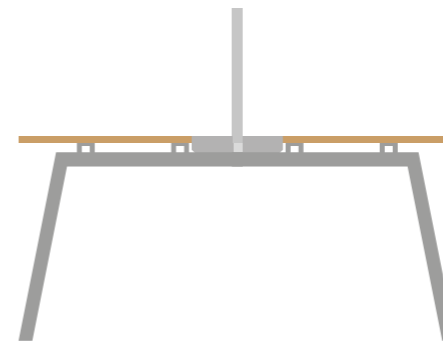
BUDGET

Extremely competitively-priced bench desk, yet still remarkably strong and supplied with wire scallops as standard. 38mm square box section legs.



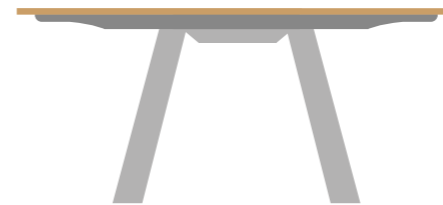
GIANNI

50mm legs available in goalpost or A frame. Sliding tops and cable trays included as standard. Choice of full width or inset screens (no extra cost).



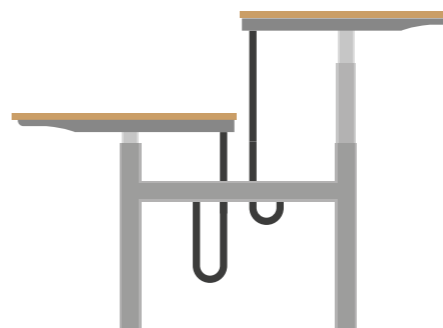
EVOLUTION

The only option worth considering if hanging multiple monitors from the toolbar screens (included as standard). Easy access flip-up cable tray also works great in hot-desking environments.



FORCE









































Thick 100mm square legs and a solid underframe makes for an incredibly strong desk. Sliding tops and cable trays included as standard.



GRAVITY

The pinnacle of height adjustable bench desking. No other system offers such a complete system with sliding tops, upper and lower cable trays, anti-collision sensors among many other features, all included as standard.

Five bench ranges covering all possible requirements. To help identify the differences this handy comparison chart details the strengths of each range.

					
Positioning	Budget	Mid Range	Mid-Premium	Premium	Premium (H/ADJ)
Warranty	10 years	10 years	10 years	10 years	10 years - 5 Electrical
Available Shapes	Rectangular	Rectangular	Rectangular	Rectangular	Rectangular
Available Desk Depth	600 & 800mm	600 & 800mm	600 & 800mm	600 & 800mm	800mm
Available Widths	1000-1800mm	1000-2000mm	1000-2000mm	1000-2000mm	1000-1800mm
Frame Colour					
Leg Size	38x38	50x50	50x50	100x100	100x100
Lead Time	Standard	Standard	Standard	3 Weeks	Standard
Scalloped Top					
Sliding Tops					
Cable Tray Included		 *Doubles Only			
Modesty Panel Included			 *Singles Only	 *Singles Only	
Screens Available					
Extensions Available					
Notes	<p>Providing exactly what the name suggests - This clever yet minimal design provides a cost effective solution to traditional bench desking. Twin cable scallops supplied as standard. Accepts standard screens fitted with C clamps.</p>	<p>Creating flexibility and large uninterrupted work areas, this bench works perfectly for bigger teams or stand alone. Additional cross members create the illusion of floating tops. 600D benches will only take small mobile pedestals. Singles benches do not include cable trays.</p>	<p>Possibly the strongest and most versatile bench system on the market, perfect for multiple-monitor workstations. The complete package equipped with cable trays, tool bar screens and flipup access. Single benches are supplied with a metal modesty panel. Single add-ons incorporate a wire managed leg.</p>	<p>A high end bench system with absolutely no compromise. Thick and chunky frames incorporating strength and improving aesthetics. Only available with small mobile pedestals. Toolbar screens only (290H above the desktop).</p>	<p>Height adjustable bench desking using world-renowned LINAK mechanisms. Full wire management system consisting of upper and lower cable trays, sliding tops and wire harnesses. Height adjustment: Double 640-1300mm Single 590-1250mm</p>



FLOATING EXTENSION

The free-floating extensions look great on the end of the Budget Bench. Ped seats combine seamlessly by offering permanent storage and a temporary chair which is perfect for quick and informal meetings.

BUDGET BENCH

You simply want a bench desk? Without all the bells and whistles that make bench desking far more expensive per person than standalone desks? The Budget bench is exactly what you have been looking for.

Clever engineering has allowed us to create this simple bench desk at a price point that rivals imported ranges from the Far East. But don't think it is as poor quality - the frame is incredibly sturdy and benefits from choices you just don't get with imported ranges; such as 16 finishes and 4 metal options, and that's just for starters!



RETURNS

All desks at a size of 1400mm or bigger, benefit from being drilled to accept returns as standard. This allows you to extend your desk space without interrupting leg space - perfect for those who like to spread out!

BUDGET BENCH

- Benches accept standard desktop screens (fixed with C clamps) and standard cable trays available from the product guide (not supplied as standard).
- All tops are drilled as standard to accept 600D returns on 1400mm+ benches.
- Supplied with twin scallops as standard - port holes are not available due to interference with the frame.
- Side dividing screens can only be fitted using T brackets (see p54) screwed to the top due to interference with the frame.



600D

800D



Single Bench Starter

H:740mm
25mm Top

Width	Product Code	Price	Width	Product Code	Price
1000mm	BSBS106	£235	800D	BSBS108	£259
1200mm	BSBS126	£256	800D	BSBS128	£281
1400mm	BSBS146	£307	800D	BSBS148	£335
1600mm	BSBS166	£316	800D	BSBS168	£346
1800mm	BSBS186	£326	800D	BSBS188	£359



Single Bench Add-On

H:740mm
25mm Top

Width	Product Code	Price	Width	Product Code	Price
1000mm	BSBA106	£235	800D	BSBA108	£259
1200mm	BSBA126	£256	800D	BSBA128	£281
1400mm	BSBA146	£307	800D	BSBA148	£335
1600mm	BSBA166	£316	800D	BSBA168	£346
1800mm	BSBA186	£326	800D	BSBA188	£359



Double Bench Starter

H:740mm
25mm Top

Width	Product Code	Price	Width	Product Code	Price
1000mm	BDBS1012	£380	800D	BDBS1016	£425
1200mm	BDBS1212	£421	800D	BDBS1216	£472
1400mm	BDBS1412	£522	800D	BDBS1416	£579
1600mm	BDBS1612	£541	800D	BDBS1616	£602
1800mm	BDBS1812	£560	800D	BDBS1816	£625



Double Bench Add-On

H:740mm
25mm Top

Width	Product Code	Price	Width	Product Code	Price
1000mm	BDBA1012	£380	800D	BDBA1016	£425
1200mm	BDBA1212	£421	800D	BDBA1216	£472
1400mm	BDBA1412	£522	800D	BDBA1416	£579
1600mm	BDBA1612	£541	800D	BDBA1616	£602
1800mm	BDBA1812	£560	800D	BDBA1816	£625

AVAILABLE BOARD FINISHES

Anthracite (AN), Beech (B), Classic Ash (CA), Cherry (C), Dakar (Dk), Light Oak (LO), Modern Oak (MO), Maple (M), Plain Grey (PG), Portofino Cherry (PC), Silver (S), Swiss Elm (SE), Walnut (WA), White (WH) available in 18mm and 25mm.

ACCESSORIES



1000x600 Return

25mm Top
Fixes to pre-drilled holes in front of desktop
Please state at time of order which depth bench the Return is fitting to in order to match grain direction

BBRET106 £200



Mod Panels

H:400mm
Hooks over frame - no tools needed

TO FIT:		
1000mm	BBMMP10	£110
1200mm	BBMMP12	£116
1400mm	BBMMP14	£139
1600mm	BBMMP16	£147
1800mm	BBMMP18	£153



Cable Trays

TO FIT:		
1000mm	BBMCT10	£62
1200mm	BBMCT12	£67
1400mm	BBMCT14	£77
1600mm	BBMCT16	£88
1800mm	BBMCT18	£100



Extensions

D:550mm
25mm Top
Can be retro-fitted

Grain runs to match with desktop

WIDTH:		
1200mm	BE12	£177
1600mm	BE16	£198





GIANNI BENCH

Originally introduced in 2006, the Gianni is the backbone of Britain when it comes to bench desking. Affordable pricing as well as a massive range of sizes and options, ensures this range will be one of the most popular for years to come.

Desktops range from 600mm to 800mm deep, 1000mm to 2000mm wide, available with either full width screens (seen here to the right), or with the more fashionable inset screens (above) both available at 300mm, 380mm & 480mm high.



SLIDING TOPS

Included as standard are locking sliding tops which give instant access to a generous cable management system underneath the desk.

To operate simply loosen the wing bolt on either side of the top and pull forward.



CABLE TRAYS

Also included as standard with every double bench, this 350mm wide cable tray is big enough to handle all power and data requirements no matter how big your bank of desks are.

Access is provided from both above and below the desk top which makes cable installations a breeze.

GIANNI 800mm

The bench desking has proven to be extremely popular since its inception in 2008, providing large expanses of uninterrupted work areas and a flexibility that works perfectly for bigger teams that need to work together. All benches are supplied with 25mm tops.

- Single desks do not include cable trays or modesty panels but will accept them - see p99
- All 600D benches will only take small mobile peds
- For screens see p54
- Tops are scalloped 10mm along the back edge for easy cable routing
- Max underdesk height clearance 635mm (585mm to clear cable tray)



size	gianni		gianni 'A'		
	code	price	code	price	
Single Bench Starter H:740mm	1000x800mm	GSBS108	£449	GASBS108	£449
	1200x800mm	GSBS128	£462	GASBS128	£462
	1400x800mm	GSBS148	£472	GASBS148	£472
	1600x800mm	GSBS168	£487	GASBS168	£487
	1800x800mm	GSBS188	£496	GASBS188	£496
	2000x800mm	GSBS208	£509	GASBS208	£509

size	gianni		gianni 'A'		
	code	price	code	price	
Single Bench Add-On H:740mm	1000x800mm	GSBA108	£439	GASBA108	£439
	1200x800mm	GSBA128	£452	GASBA128	£452
	1400x800mm	GSBA148	£462	GASBA148	£462
	1600x800mm	GSBA168	£476	GASBA168	£476
	1800x800mm	GSBA188	£487	GASBA188	£487
	2000x800mm	GSBA208	£498	GASBA208	£498

size	gianni		gianni 'A'		
	code	price	code	price	
Double Bench Starter - includes cable tray H:740mm	1000x1600mm	GDBS1016	£816	GADBS1016	£816
	1200x1600mm	GDBS1216	£830	GADBS1216	£830
	1400x1600mm	GDBS1416	£853	GADBS1416	£853
	1600x1600mm	GDBS1616	£876	GADBS1616	£876
	1800x1600mm	GDBS1816	£900	GADBS1816	£900
	2000x1600mm	GDBS2016	£924	GADBS2016	£924

size	gianni		gianni 'A'		
	code	price	code	price	
Double Bench Add-On - includes cable tray H:740mm	1000x1600mm	GDBA1016	£789	GADBA1016	£789
	1200x1600mm	GDBA1216	£804	GADBA1216	£804
	1400x1600mm	GDBA1416	£828	GADBA1416	£828
	1600x1600mm	GDBA1616	£849	GADBA1616	£849
	1800x1600mm	GDBA1816	£874	GADBA1816	£874
	2000x1600mm	GDBA2016	£899	GADBA2016	£899

AVAILABLE BOARD FINISHES
 Anthracite (AN), Beech (B), Classic Ash (CA), Cherry (C), Dakar (Dk), Light Oak (LO), Modern Oak (MO), Maple (M), Plain Grey (PG), Portofino Cherry (PC), Silver (S), Swiss Elm (SE), Walnut (WA), White (WH) available in 18mm and 25mm.

GIANNI 600mm



size	gianni		gianni 'A'		
	code	price	code	price	
Single Bench Starter H:740mm	1000x600mm	GSBS106	£433	GASBS106	£433
	1200x600mm	GSBS126	£445	GASBS126	£445
	1400x600mm	GSBS146	£457	GASBS146	£457
	1600x600mm	GSBS166	£467	GASBS166	£467
	1800x600mm	GSBS186	£479	GASBS186	£479
	2000x600mm	GSBS206	£496	GASBS206	£496

size	gianni		gianni 'A'		
	code	price	code	price	
Single Bench Add-On H:740mm	1000x600mm	GSBA106	£424	GASBA106	£424
	1200x600mm	GSBA126	£435	GASBA126	£434
	1400x600mm	GSBA146	£445	GASBA146	£445
	1600x600mm	GSBA166	£457	GASBA166	£457
	1800x600mm	GSBA186	£467	GASBA186	£467
	2000x600mm	GSBA206	£486	GASBA206	£486

size	gianni		gianni 'A'		
	code	price	code	price	
Double Bench Starter - includes cable tray H:740mm	1000x1200mm	GDBS1012	£794	GADBS1012	£794
	1200x1200mm	GDBS1212	£807	GADBS1212	£807
	1400x1200mm	GDBS1412	£816	GADBS1412	£816
	1600x1200mm	GDBS1612	£830	GADBS1612	£830
	1800x1200mm	GDBS1812	£838	GADBS1812	£838
	2000x1200mm	GDBS2012	£862	GADBS2012	£862

size	gianni		gianni 'A'		
	code	price	code	price	
Double Bench Add-On - includes cable tray H:740mm	1000x1200mm	GDBA1012	£772	GADBA1012	£772
	1200x1200mm	GDBA1212	£781	GADBA1212	£781
	1400x1200mm	GDBA1412	£789	GADBA1412	£789
	1600x1200mm	GDBA1612	£804	GADBA1612	£804
	1800x1200mm	GDBA1812	£813	GADBA1812	£813
	2000x1200mm	GDBA2012	£836	GADBA2012	£836





EVOLUTION BENCH

If your staff use multiple monitors then the Evolution is the only option worth considering. No other bench system in the UK gets anywhere close - the screen brackets provide unrivalled strength that allow as many computer monitors as you can fit, to hang off the toolbar screen which keeps your desktop free and uncluttered.

Don't just take our word for it - full FIRA accreditation assures the Evolution is more than capable of standing up to even the busiest office environments.



EASY CABLE ACCESS

The Evolution is perfect for hot-desking. With instant easy access to the cable tray, users can plug their laptops or phones in and get straight to work.



MULTIPLE MONITORS

With the incredibly strong screen bracket you can securely mount 2, 3 or even 4 computer monitors to the toolbar screen - you don't even have to hang monitors from the opposite side for balance like with a lot of manufacturers' products.

EVOLUTION BENCH

- All single benches are supplied with modesty panels as standard. Add-ons have a wire managed central leg.
- For power options see p99 - the 4 gang socket (POW4) is designed to sit inside the Evolution cable trays.
- Standard screen height 455mm from desk top (if not specified at time of order - 300mm & 380mm high screens also available for no extra charge if required). Tops are drilled to accept side screens as standard.

600D

800D



Single Bench Starter - includes cable tray
H:740mm

width

width	600D	800D
1000mm	ESBS106 £939	ESBS108 £964
1200mm	ESBS126 £957	ESBS128 £984
1400mm	ESBS146 £978	ESBS148 £1,003
1600mm	ESBS166 £996	ESBS168 £1,023
1800mm	ESBS186 £1,023	ESBS188 £1,048
2000mm	ESBS206 £1,049	ESBS208 £1,074



Single Bench Add-On - includes cable tray
H:740mm

width

width	600D	800D
1000mm	ESBA106 £866	ESBA108 £927
1200mm	ESBA126 £921	ESBA128 £947
1400mm	ESBA146 £941	ESBA148 £968
1600mm	ESBA166 £959	ESBA168 £986
1800mm	ESBA186 £988	ESBA188 £1,012
2000mm	ESBA206 £1,017	ESBA208 £1,043



Double Bench Starter - includes cable tray
H:740mm

width


width	600D	800D
1000mm	EDBS1012 £1,267	EDBS1016 £1,319
1200mm	EDBS1212 £1,297	EDBS1216 £1,348
1400mm	EDBS1412 £1,336	EDBS1416 £1,388
1600mm	EDBS1612 £1,373	EDBS1616 £1,425
1800mm	EDBS1812 £1,413	EDBS1816 £1,465
2000mm	EDBS2012 £1,455	EDBS2016 £1,507



Double Bench Add-On - includes cable tray
H:740mm

width

width	600D	800D
1000mm	EDBA1012 £1,197	EDBA1016 £1,248
1200mm	EDBA1212 £1,225	EDBA1216 £1,277
1400mm	EDBA1412 £1,267	EDBA1416 £1,319
1600mm	EDBA1612 £1,302	EDBA1616 £1,354
1800mm	EDBA1812 £1,343	EDBA1816 £1,395
2000mm	EDBA2012 £1,385	EDBA2016 £1,436



Free Floating Extension
D:550mm
Can be retro-fitted

width

width	600D	800D
1200mm	EE12 £177	
1600mm	EE16 £198	

AVAILABLE BOARD FINISHES

Anthracite (AN), Beech (B), Classic Ash (CA), Cherry (C), Dakar (Dk), Light Oak (LO), Modern Oak (MO), Maple (M), Plain Grey (PG), Portofino Cherry (PC), Silver (S), Swiss Elm (SE), Walnut (WA), White (WH) available in 18mm and 25mm.





FORCE BENCH


Form meets function in this beautiful premium bench desk, incorporating cable trays, sliding tops and solid design. A high-end bench system with absolutely no compromise; if you want to make a statement, do it with Force.

The 100mm box section not only provides the desk with zero wobble but also make a statement about the kind of company you are; perfect for the large corporates.



CABLE TRAYS

At 400mm wide and 115mm deep, the extremely generous cable tray caters for even the most power-hungry IT users. Supplied with all double bench systems as standard.



SLIDING TOPS

Nylon glides ensure easy and instant access to the cable tray, simply pull the tops forward to reveal the large cable tray below, suspended between the frame support rails.

FORCE BENCH

- All tops (singles and doubles) are scalloped for cables as well as having permanent sliding tops.
- Toolbar screen accessories can be found on p55
- Only fits small mobile pedestals

600D

800D



Single Bench Starter - includes cable tray and mod panel
H:740mm

Length	Code	Price
1000mm	FSBS108	£926
1200mm	FSBS128	£969
1400mm	FSBS148	£1,033
1600mm	FSBS168	£1,113
1800mm	FSBS188	£1,158
2000mm	FSBS208	£1,266



Single Bench Add-On - includes cable tray and mod panel
H:740mm

Length	Code	Price
1000mm	FSBA108	£739
1200mm	FSBA128	£764
1400mm	FSBA148	£810
1600mm	FSBA168	£911
1800mm	FSBA188	£954
2000mm	FSBA208	£1,061



Double Bench Starter - includes cable tray
H:740mm

Length	Code	Price
1000mm	FDBS1012	£1,093
1200mm	FDBS1212	£1,139
1400mm	FDBS1412	£1,205
1600mm	FDBS1612	£1,292
1800mm	FDBS1812	£1,333
2000mm	FDBS2012	£1,441



Double Bench Add-On - includes cable tray
H:740mm

Length	Code	Price
1000mm	FDBA1012	£763
1200mm	FDBA1212	£808
1400mm	FDBA1412	£859
1600mm	FDBA1612	£962
1800mm	FDBA1812	£1,003
2000mm	FDBA2012	£1,111



Free Floating Extension
D:550mm
Can be retro-fitted

width	Code	Price
1200mm	FE12	£336
1600mm	FE16	£364

AVAILABLE BOARD FINISHES

Anthracite (AN), Beech (B), Classic Ash (CA), Cherry (C), Dakar (Dk), Light Oak (LO), Modern Oak (MO), Maple (M), Plain Grey (PG), Portofino Cherry (PC), Silver (S), Swiss Elm (SE), Walnut (WA), White (WH) available in 18mm and 25mm.


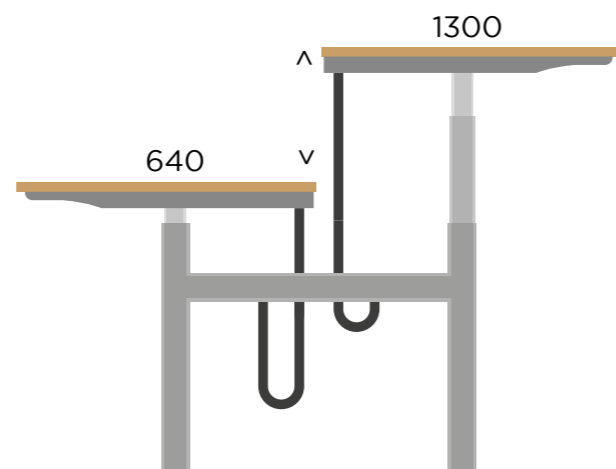


See p44 for single Gravity bench desks and search Youtube for 'don't be a Bob' to see Gravity in action!




GRAVITY DOUBLE HEIGHT ADJUSTABLE

Gravity sets the benchmark for sit stand desk. Lifting columns are supplied by LINAK - world leaders in actuator technology, supplied as standard with Piezo anti-collision sensors which detect obstructions and move safely away. A full cable management system is included as standard as well as options to control with your phone and PC, storing personal height settings and weight loss goals, too.



QUICK PULL RELEASE

With the new quick-pull release you have even easier access to your cables. Simply pull the spring-loaded finger-pull mechanism down and the top glides effortlessly forward, revealing the large upper cable tray. Or - use the flip-down upper cable tray to access from underneath the top. The IT department have never had it so easy!



LARGE CABLE TRAY

The Gravity cable tray can fit enough power and GOP boxes for even the most power-hungry businesses. Keep everything neat and tidy in the lower cable tray then run just the wires you need to the upper cable tray.

Top tip: run a 4 gang power socket into the upper cable tray to power monitors and speakers, this prevents you from needing to buy extra long cables to reach the lower cable tray.



THE ONLY DESK OFFERING PIEZO ANTI-COLLISION

The built-in PIEZO sensor feels for any obstruction when raising or lowering the desk, then halts and reverses to avoid collision, providing a safeguard for your investment by preventing any damage or personal injury.

WHAT'S INCLUDED

- Lockable sliding tops
- Flip-down cable tray under desktop
- Lower cable tray with covers
- LINAK mechanism with PEIZO anti-collision
- 5 year guarantee on electric components
10 years on wooden components
- Standard controller (no programming functions)
- Harness system cable riser (carries wires from lower to upper cable tray)

Frame colours



800mm deep tops (1700mm max with screens)

*Accepts only Infinite screens
and Gravity HD screens*

1800mm Double	GRAV18D	£3,088
1600mm Double	GRAV16D	£2,984
1400mm Double	GRAV14D	£2,859
1200mm Double	GRAV12D	£2,807
1000mm Double	GRAV10D	£2,755

ACCESSORIES



Premium Controller
To fit Gravity and K&C
Digital display with 3 presets

GPREMC £101



See p42 for LINAK
accessory specifications



Desk Control Software
To fit Gravity and K&C
Connect to PC and set personal goals

GDCS £119




Slinky
Floor to cable tray - intended for
benches but can be used on singles

GSLINKY £80



Gravity Heavy Duty Screen
Recommended if hanging more than
one monitor from the screen.
Includes 4 rail toolbar

GHDS18	£391
GHDS16	£369
GHDS14	£343
GHDS12	£320
GHDS10	£289



Central Dividing Screen
To fit Gravity double bench desks
H:1335mm (from floor)
Cara or Lucia fabric (POA for higher
fabric bands)

GCDS18	£428
GCDS16	£417
GCDS14	£408
GCDS12	£398
GCDS10	£388







Filing Cabinets



90° Desk End Bookcases



90° Tambour Cupboards



Credenza Storage Units
Note: fridge is not integrated



Sliding Door Base Units



Executive Storage Wall



Pedestal Top Boxes



Side Filers



Document Sorters



Sideboard Storage Units



Metal Pedestals



Bespoke Storage Wall



Pen Trays



Narrow Pedestals



Third Level Storage



Sliding Glass Door Top Units



Multi Combi Units



Filing Pedestals



System Storage Cupboards



Low Level Storage




Contract Tambours



Hinged Glass Door Cupboards




Low Level Storage



Bespoke Storage

PEDESTALS


A huge range of options allow our pedestals to work seamlessly with all desking ranges. Drawer carcasses constructed from a 4-sided foil wrap-around with hardboard base, operating on self-closing (during last 60mm) roller action metal runners with a load capacity of 30kg, ensuring a robust and reliable product.

		Depth		18mm	25mm
	Desk High W:438mm H:740mm Locking, 2 Keys Adjustable Feet Max CPU Height 470mm	800mm	GDHP8D4	£363	£398
			GDHP8D3	£363	£398
			GDHP8D2	£363	£398
			GDHP8D1D1DR	£363	£398
			GDHP8DCPU	£381	£415
600mm	GDHP6D4	£295	£319		
	GDHP6D3	£295	£319		
	GDHP6D2	£295	£319		
	GDHP6D1D1DR	£295	£319		
	GDHP6DCPU	£314	£337		


Grain runs L-R on 800D pedestals, F-B on 600D pedestals

	Narrow Desk High W:310mm H:740mm Locking, 2 Keys Adjustable Feet Max CPU Height 470mm CPU option does not have shelves	800mm	GNDHP8D4	£355	£389
			GNDHP8D3	£355	£389
			GNDHP8D2	£355	£389
			GNDHP8D1D1DR	£355	£389
			GNDHP8DCPU	£374	£408
600mm	GNDHP6D4	£289	£313		
	GNDHP6D3	£289	£313		
	GNDHP6D2	£289	£313		
	GNDHP6D1D1DR	£289	£313		
	GNDHP6DCPU	£307	£331		


Grain runs L-R on 800D pedestals, F-B on 600D pedestals

	Mobile Underdesk W:438mm D: 548mm H:635mm Locking, 2 Keys Suitable for under bench desking Unit Sits On Castors Max CPU Height 420mm Do not fit under Modena & Bologna desks		GMHUDP4D	£298	£323
			GMHUDP3D	£298	£323
			GMHUDP2D	£298	£323
			GMHUDP1D1DR	£298	£323
			GMHUDPCPU	£316	£340

Grain runs L-R

	Mobile Narrow Underdesk H:635mm W:310mm D:548mm Locking, 2 Keys Unit sits on castors Max CPU Height 420mm Do not fit under Modena & Bologna desks		GNUP4D	£291	£315
			GNUP3D	£291	£315
			GNUP2D	£291	£315
			GNUP1D1DR	£291	£315
			GNUPCPU	£291	£315

Grain runs L-R

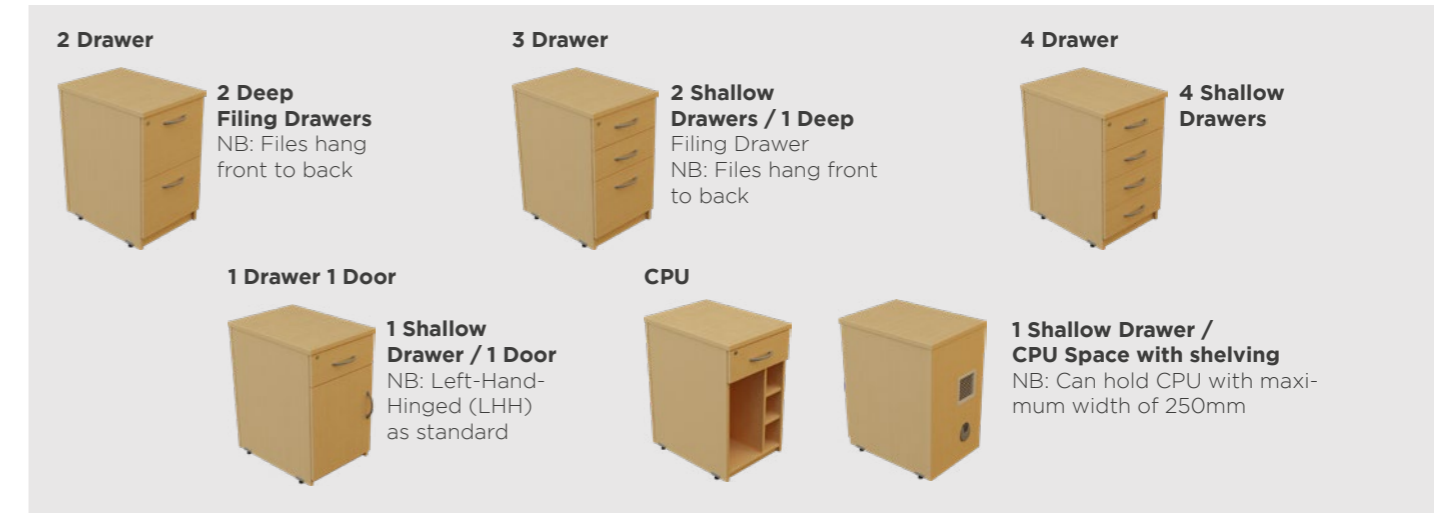
	Small Mobile W:438mm D:605mm H:595mm Locking, 2 Keys Unit sits on castors		G2DMP	£218	£249
			G3DMP	£218	£249


Grain runs L-R


AVAILABLE BOARD FINISHES

Anthracite (An), Beech (B), Cherry (C), Classic Ash (CA), Dakar (Dk), Light Oak (LO), Modern Oak (MO), Maple (M), Plain Grey (PG), Portofino Cherry (PC), Silver (S), Swiss Elm (SE), Walnut (WA), White (WH) available in 18mm and 25mm.

DRAWER OPTIONS



		18mm	25mm
	Small Mobile (Metal) W:400mm D:575mm H:595mm (620mm with wooden top) Locking, 2 Keys Unit sits on castors Available in Silver or White	M3DMP	£319
		M3DMP w/Wooden Top	£367 £387

	Fixed W:429mm D:577mm H:505mm Locking, 2 Keys	GFP2D	£174
		GFP3D	£174

	Straight Pedestal Extension W:1000mm H:740mm Locking, 2 Keys Adjustable Feet Left-hand shown (position of pedestal determines hand)	800mm	GSPEX8D4	£442	£495
			GSPEX8D3	£442	£495
			GSPEX8D2	£442	£495
			GSPEX8D1D1DR	£442	£495
			GSPEXCPU	£459	£514
		600mm	GSPEX6D4	£386	£430
			GSPEX6D3	£386	£430
			GSPEX6D2	£386	£430
			GSPEX6D1D1DR	£386	£430
			GSPEX6DCPU	£405	£448

Grain runs L-R on 800D pedestals, F-B on 600D pedestals

	Curved Pedestal Extension W:1000mm D:800-600mm H:740mm Locking, 2 Keys Adjustable Feet Left-hand shown (position of pedestal determines hand)		GCPEXD4	£497	£552
			GCPEXD3	£497	£552
			GCPEXD2	£497	£552
			GCPEXD1D1DR	£497	£552
			GCPEXCPU	£516	£570


Grain runs F-B


	Pedestal Top Box - Freestanding W:438mm H:400mm		800mm	PEDTBU8	£196	£215
			600mm	PEDTBU6	£162	£190


Left-hand shown (position of shelves determines hand)


LOW STORAGE

An extensive selection of desk high storage units from two door cupboards to tambours, glass doors and sideboard units.

		18mm	25mm
 <p>Base Unit D:600mm H:740mm Locking, 2 Keys 1 Adjustable Shelf Adjustable Feet This unit will not accept 2 rows of A4 box files</p>	1200mm GBU12*	£375	£416
	1000mm GBU10	£329	£370
	800mm GBU8	£304	£341
Grain runs F-B	*These units have a central support		

 <p>Glass Door Base Unit D:600mm H:740mm 1 Adjustable Shelf Adjustable Feet This unit will not accept 2 rows of A4 box files</p>	1200mm VGBU12*		£652
	1000mm VGBU10		£595
	800mm VGBU8		£544
Grain runs F-B	*These units have a central support		

 <p>Sliding Door Base Unit D: 600mm H:740mm Locking, 2 Keys 1 Adjustable Shelf</p>	1600mm GSDBU16*	£603	£660
	1200mm GSDBU12*	£492	£535
	1000mm GSDBU10	£435	£483
	800mm GSDBU8	£379	£421
Grain runs F-B	*These units have a central support		


 <p>Credenza W:1200mm D:600mm H:740mm Locking, 2 Keys Adjustable Feet Unit has centre support This unit will not accept 2 rows of A4 box files</p>	GCREZDZ	£405	£444	
	FRIDGE - to fit above	£451		
Grain runs F-B	Please specify if fridge is being fitted as unit will be provided with ventilation holes Note: fridge is not integrated			


 <p>Side Filer - NEW AND IMPROVED W:800mm D: 600mm H:740mm Locking, 2 Keys Accepts foolscap files Weights have been placed in the base to remove the need for the supporting castor wheel (previously positioned on the bottom drawer)</p>	GSFU8HD	£665	£698	
	GSFU8 (old style)	£449	£529	
Grain runs F-B				


AVAILABLE BOARD FINISHES


Anthracite (An), Beech (B), Cherry (C), Classic Ash (CA), Dakar (Dk), Light Oak (LO), Modern Oak (MO), Maple (M), Plain Grey (PG), Portofino Cherry (PC), Silver (S), Swiss Elm (SE), Walnut (WA), White (WH) available in 18mm and 25mm.

18mm 25mm

 <p>Desk High Tambour W:800mm D:600mm H:740mm Locking, 2 Keys 1 Adjustable Shelf Adjustable Feet Accommodates 2 rows of A4 filing</p>	GDHTAM8	£599	£626
Grain runs F-B			

 <p>90° Desk High Tambour W:800mm D:800mm H:740mm Locking, 2 Keys 1 Fixed Shelf Adjustable Feet Accommodates 2 rows of A4 filing</p>	G90DHTAM	£658	£681
Grain runs 45°			


 <p>Small Sideboard Unit W:1200mm D:600mm H:740mm Locking 1 Adjustable Shelf Adjustable Feet Drawers determine hand (RH shown)</p>	Open	SSBUOF2DR	£416	£477
	2 Drawer	SSBU2D2DR	£552	£614
	3 Drawer	SSBU3D2DR	£552	£614
	4 Drawer	SSBU4D2DR	£552	£614
Grain runs L-R				

 <p>Sideboard Unit W:1600mm D:600mm H:740mm Locking 2 Adjustable Shelves Adjustable Feet</p>	Open	SBUOF4DR	£672	£769
	2 Drawer	SBU2D4DR	£808	£905
	3 Drawer	SBU3D4DR	£808	£905
	4 Drawer	SBU4D4DR	£808	£905
Grain runs L-R				



LOW STORAGE

	Height	Width		18mm	25mm
 <p>Top Unit D:410mm Delivered flat-packed GTU - 1 adjustable shelf GTTU - 2 adjustable shelves</p> <p>Units now have a flush base allowing for 2 x lever arch files to fit</p>	740mm	800mm	GTU8	£162	£186
	1060mm	800mm	GTTU	£185	£215
	740mm	1200mm	GTU12*	£210	£242
	740mm	1600mm	GTU16*	£231	£271
*These units have a central support					

 <p>Sliding Door Glazed Top Unit W:800mm D:410mm</p> <p>GLASTU -1 adjustable shelf GLASTTU -2 adjustable shelves</p>	740mm	800mm	GLASTU	£390	£416
	1060mm	800mm	GLASTTU	£428	£458
			GLASLOK	£40	

 <p>Glass Door Top Unit D:410mm</p> <p>VGTTU -2 adjustable shelves</p>	740mm	800mm	VGTTU8		£505
	1060mm	800mm	VGTTU8		£599
	740mm	1200mm	VGTTU12*		£627
	*These units have a central support				

 <p>90° Desk High Bookcase H:740mm 1 Fixed Shelf Adjustable Feet</p>	End Size				
	800mm	G90DEBC8	£339	£379	
	600mm	G90DEBC6	£323	£354	

 <p>Document Sorter W:800mm D:332mm H:1102mm Compartment size 240W x 190H</p>		GDOCSORT	£412	£472	
---	--	----------	------	------	--

 <p>Multi Combi Unit W:650mm D:800mm H:1200mm Locking Unit supplied with sliding glide feet Right hand shown (position of cupboard determines hand)</p>		MCU	£1,102	£1,191	
---	--	-----	--------	--------	--

AVAILABLE BOARD FINISHES

Anthracite (An), Beech (B), Cherry (C), Classic Ash (CA), Dakar (Dk), Light Oak (LO), Modern Oak (MO), Maple (M), Plain Grey (PG), Portofino Cherry (PC), Silver (S), Swiss Elm (SE), Walnut (WA), White (WH) available in 18mm and 25mm.

18mm 25mm

 <p>Desk High Mobile Storage Unit Single Sided D:410mm H:740mm Unit comes on castors 2 Adjustable shelves</p>	1000mm	DHMSSU10	£359	£399
	1200mm	DHMSSU12*	£385	£428
	1600mm	DHMSSU16*	£433	£483
	*These units have a central support			

 <p>Desk High Mobile Storage Unit Double Sided D:600mm H:740mm Unit comes on castors 4 Adjustable shelves</p>	1000mm	DHMDSU10	£484	£535
	1200mm	DHMDSU12*	£577	£643
	1600mm	DHMDSU16*	£772	£857
	*These units have a central support			

 <p>Under Desk Storage Mobile Unit D:400mm H:620mm Please specify left or right handed Left hand shown (position of cupboard determines hand)</p>	1200mm	MUDSU12	£599	£677
	1600mm	MUDSU16	£656	£730

 <p>Under Desk Mobile Storage Unit Single Sided D:410mm H:620mm Unit comes on castors 2 Adjustable shelves</p>	1000mm	MUDSSU10	£389	£434
	1200mm	MUDSSU12	£467	£520
	1600mm	MUDSSU16	£623	£694

 <p>Under Desk Mobile Storage Unit Double Sided D:600mm H:620mm Unit comes on castors 4 Adjustable shelves</p>	1000mm	MUDDSU10	£459	£508
	1200mm	MUDDSU12	£550	£609
	1600mm	MUDDSU16	£732	£811



HIGH STORAGE

	Height	18mm	25mm
 <p>Filing Cabinet W:484mm D:658mm Locking, 2 Keys Anti-tilt mechanism 100% drawer opening 15kg safe hanging weight limit per drawer</p>	1360mm GFC4D	£552	£560
	1048mm GFC3D	£471	£479
	740mm GFC2D	£402	£409

	800mm Wide			
 <p>Bookcase D:410mm Delivered flat-packed</p> <p>GBC20 - 4 adjustable shelves GBC18 - 3 adjustable shelves GBC16 - 3 adjustable shelves GBC12 - 2 adjustable shelves GBC10 - 2 adjustable shelves GBC740 - 1 adjustable shelf</p> <p>'LA' option - please specify Lever Arch option and bookcase will be supplied with a flush base (to allow for 2 rows of LA files)</p>	2000mm GBC20	£292	£368	
	1800mm GBC18	£262	£334	
	1600mm GBC16	£234	£308	
	1200mm GBC12	£190	£222	
	1000mm GBC10	£163	£196	
	740mm GBC740	£162	£186	
	740mm GBC740LA	£162	£186	
	1000mm Wide			
	2000mm GBC2010	-	£430	
	1800mm GBC1810	-	£394	
	1600mm GBC1610	-	£361	
	1200mm GBC1210	-	£267	
1000mm GBC1010	-	£234		
740mm GBC74010	-	£225		
740mm GBC74010LA	-	£225		

	800mm Wide			
 <p>2 Door Cupboard D:410mm Locking, 2 Keys</p> <p>GCUP20 - 4 adjustable shelves GCUP18 - 3 adjustable shelves GCUP16 - 3 adjustable shelves GCUP12 - 2 adjustable shelves GCUP10 - 2 adjustable shelves GCUP740 - 1 adjustable shelf</p> <p>'LA' option - please specify Lever Arch option and bookcase will be supplied with a flush base (to allow for 2 rows of LA files)</p>	2000mm GCUP20	£524	£583	
	1800mm GCUP18	£475	£541	
	1600mm GCUP16	£439	£497	
	1200mm GCUP12	£386	£410	
	1000mm GCUP10	£350	£368	
	740mm GCUP740	£304	£318	
	740mm GCUP740LA	£304	£318	
	1000mm Wide			
	2000mm GCUP2010	-	£675	
	1800mm GCUP1810	-	£622	
	1600mm GCUP1610	-	£570	
	1200mm GCUP1210	-	£465	
1000mm GCUP1010	-	£412		
740mm GCUP74010	-	£361		
740mm GCUP74010LA	-	£361		

 <p>System Storage Cupboard W:955mm D:580mm Locking, 2 Keys Accessories available on p88</p>	2000mm GSSC20	£710	£755
	1800mm GSSC18	£666	£709
	1600mm GSSC16	£617	£660
	1200mm GSSC12	£556	£600
	1000mm GSSC10	£524	£567
	740mm GSSC740	£495	£540


 <p>System Storage Tambour Cupboard W:1100mm D:531mm Locking, 2 Keys Accessories available on p88</p>	2000mm GSYT20	£856	£899
	1800mm GSYT18	£810	£856
	1600mm GSYT16	£764	£809
	1200mm GSYT12	£719	£762
	1000mm GSYT10	£684	£729
	740mm GSYT740	£661	£707

AVAILABLE BOARD FINISHES

Anthracite (An), Beech (B), Cherry (C), Classic Ash (CA), Dakar (Dk), Light Oak (LO), Modern Oak (MO), Maple (M), Plain Grey (PG), Portofino Cherry (PC), Silver (S), Swiss Elm (SE), Walnut (WA), White (WH) available in 18mm and 25mm.

	Height	25mm
 <p>Contract Tambour Cupboard W:1100mm D:600mm Locking, 2 Keys Includes wooden shelves Delivered flat-packed TAMB20 - 4 adjustable shelves TAMB18 - 3 adjustable shelves TAMB16 - 3 adjustable shelves TAMB12 - 2 adjustable shelves</p>	1939mm TAMB20	£877
	1739mm TAMB18	£821
	1539mm TAMB16	£730
	1139mm TAMB12	£659

 <p>Glass 2 Door Cupboard W:800mm D:410mm Non-locking VGCUP20 - 4 adjustable shelves VGCUP18 - 3 adjustable shelves VGCUP16 - 3 adjustable shelves VGCUP12 - 2 adjustable shelves VGCUP740 - 1 adjustable shelf</p>	2000mm VGCUP20	£953
	1800mm VGCUP18	£901
	1600mm VGCUP16	£854
	1200mm VGCUP12	£740
	740mm VGCUP740	£505

 <p>Glass 2 Door System Storage Cupboard W:955mm D:570mm Non-locking Accessories available on p88</p>	2000mm VGSSC20	£1,171
	1800mm VGSSC18	£1,128
	1600mm VGSSC16	£1,045
	1200mm VGSSC12	£919
	740mm VGSSC740	£676








	Width	
 <p>Desktop Overhead Tambour D:465mm H:1010mm Locking, 2 Keys Frame height clearance 505mm Accommodates A4 box files</p>	1800mm GOHTAM18	£809
	1600mm GOHTAM16	£762

B These units accept Bisley accessories










CUPBOARD ACCESSORIES

A wide selection of interior shelving and filing options for your new Hawk cupboards. Choose from a great range of handles to suit your style.








	Glass Shelf Please state for which unit	GSHELF	£70
	Wooden Shelving Please state for which unit	WSHELF	£51
	B Slotted Shelf Metal slotted shelf Fits in all storage units with 'B' logo Shelf dividers come in a set of 5	SLOTS Shelf SLOTDIVDividers	£56 £61
	B Metal Standard Shelf Metal shelf comes silver as standard Fits in all storage units with 'B' logo	STANS	£40
	B Wardrobe Shelf Rail Metal shelf comes silver as standard Hanging rail sits under shelf Fits in all storage units with 'B' logo	BWSR	£70
	B Lateral Filing Rail Fits in all storage units with 'B' logo	LATRAIL	£40
	B Roll Out Suspension Filing Frame Fits in all storage units with 'B' logo Foolscap or 2 rows of A4 Includes anti-tilt	ROLLFF	£148

NB - All metal handles can be powder coated in the same finish as your metalwork for £3 per handle

	Delta Handle 128mm hole centres Plastic D handle supplied as standard on all storage	DGH - Grey DSH - Silver	£2 £2
	Elektron Handle 128mm hole centres Zinc Alloy finished in Matt Nickel	ESH	£3
	Apollo Handle 128mm hole centres Zinc Alloy finished in Matt Nickel	APASH	£4
	Wing Handle 128mm hole centres Zinc Alloy finished in RAL 9006	SWH	£5
	Barrel Handle 128mm hole centres Anodised Aluminium	BSH	£5
	Bedroom Handle 128mm hole centres Stainless Steel Effect	BEDH	£5
	Poise Handle 128mm hole centres Stainless Steel Effect	PSH	£5

ACCESSORIES

Keep your workspace neat and efficient with our innovative accessories. There's everything you need from cable tidies to CPU holders.

	Umbilical Spine Fixes to underside of any top Silver	SPINE	£60
	Cable Port 80mm	BA017 - Grey BA018 - Silver	£8 £8
	Single Monitor Arm Supplied complete with both through-desk and edge-clamp fittings as standard Universal 75mm Vesa plate and 100mm Vesa plate included Can be adjusted to ANY height via quick-release clamp	SMA	£222
	Double Monitor Arm Supplied complete with both through-desk and edge-clamp fittings as standard Universal 75mm Vesa plate and 100mm Vesa plate included Can be adjusted to ANY height via quick-release clamp	DMA	£344
	CPU Holder (Adjustable) Please state which desk range the holder is being attached to Also suitable for bench desking	CPUH	£168
	Mobile Adjustable CPU Holder On castors	AMCPU	£118
	Table Connectors Plastic Supplied in a pair (as per image)	PTC	£15

* Other options available on request

	4 Gang Power Socket* Unswitched Includes 3m power cable Spare fuse in every socket	POW4	£52
	Desktop Power Module* Includes 3m power cable Spare fuse in every socket 2 Power 2 USB charge 1 Switch	DPM	£205
	Flip Power Module* Includes 3m power cable Spare fuse in every socket 2 Power 2 Data 1 Switch Cut-out size 227x135.5 mm	FPM FFFPM Factory-fitted	£237 £316
	Cable Port Power Module Includes 3m power cable Fits in 80mm cable port hole 1 Power 2 USB charge	CPPM80	£211
	Metal Modesty Panel H:395mm (For Modena, Bologna & Gianni) Please state which size/range desk the modesty panel is attaching to	TO FIT: 2000mm MMP20 1800mm MMP18 1600mm MMP16 1400mm MMP14 1200mm MMP12 1000mm MMP10 800mm MMP8 600mm MMP6	£181 £163 £158 £151 £128 £121 £106 £101
	Metal Cable Tray Please state which desk range the tray is fitting on to	TO FIT: 2000mm MCT20 1800mm MCT18 1600mm MCT16 1400mm MCT14 1200mm MCT12 1000mm MCT10 800mm MCT8	£102 £89 £80 £70 £60 £56 £50
	Pen Tray To fit in any 438mm width pedestal NB: PENTRAY is a factory fitted option SLOTPTRAY is a drop-in tray (cannot fit in top drawers due to locking mechanism)	PENTRAY SLOTPTRAY	£58 £18

STORAGE WALL

Maximise your space with a full height, floor-to-ceiling storage wall. Flexible configurations allow these units to fit in any office or home space, utilising Bisley accessories which cater for all your storage needs.

Example of storage wall components



18mm



B Storage Wall
 W:950mm D: 600mm H:2300mm + Top Scribing
 Panel
 Espagnolette lock, 2 keys
 Accepts Bisley accessories
 Solid 18mm carcasses
 Please specify ceiling height for plinths

GSTOR23 £1,093

GSTOWS Wooden Shelf £58



B Storage Wall inc. Top Box
 W:950mm D: 600mm H:2700mm + Top Scribing
 Panel
 Espagnolette lock, 2 keys
 Accepts Bisley accessories
 Solid 18mm carcasses
 Please specify ceiling height for plinths

GSTOR27 £1,434

GSTOWS Wooden Shelf £58

Scribing Panels 18mm MFC

2600 x 600	SCRB2600600	£163
2400 x 600	SCRB2400600	£147
2600 x 100	SCRB2600100	£58
2400 x 100	SCRB2400100	£55
2200 x 100	SCRB2200100	£53
1400 x 100	SCRB1400100	£43
1200 x 100	SCRB1200100	£43
1000 x 100	SCRB1000100	£43
945 x 100	SCRB945100	£43
570 x 100	SCRB570100	£43

AVAILABLE BOARD FINISHES

Beech (B), Cherry (C), Japanese Ash (JA), Light Oak (LO), Modern Oak (MO), Maple (M), Plain Grey (PG), Portofino Cherry (PC), Silver (S), Swiss Elm (SE), Walnut (WA), White (WH) available in 18mm and 25mm.



All storage wall cupboards are supplied with Bisley uprights as standard, and can accept all Bisley accessories - see p96 for the full range.





RECEPTION

Greet your visitors in style and make their first impressions count. Our versatile reception concept has all you need, from standalone units to complete modular solutions in a huge range of sizes to ensure a perfect fit.

Whether you are looking for the clean and classy look or something to make an impact, the Hawk reception is a safe option that won't break the bank yet is built to stand the test of time.

FULLY MODULAR

Designing your reception unit couldn't be easier. Simply work out the overall size that you want to fill then choose from a selection of straight and curved units to build the desired shape.

If you want to create a little extra privacy then choose a top box to sit on the counter top, as seen here on this stunning green reception.

DDA COMPLIANT

Not only will your new reception look sleek and stylish but you'll also be DDA compliant, too. By moving the front panel inside the ends you can create a matching unit that's suitable for visitors in wheelchairs to sign in.

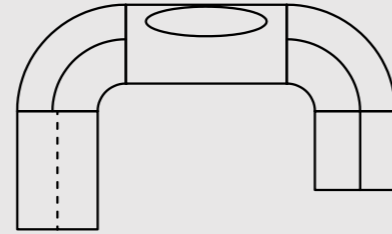
Base Unit
D:800mm H:740mm



2000mm	GRECB20	£434
1800mm	GRECB18	£415
1600mm	GRECB16	£400
1400mm	GRECB14	£385
1200mm	GRECB12	£362
1000mm	GRECB10	£347
800mm	GRECB8	£339
600mm	GRECB6	£329

All base unit tops are 25mm, fitted with one cable port unless fitted with glass counter.

When ordering, please fax a plan view of your required configuration so we can supply recessed legs where needed.



90° Large Corner Base Unit
W:1080mm D:1080mm H:740mm Ends:800mm

Curved Panel Options
Please suffix code
LO Light Oak (Wood)
B Beech (Wood)
PC Powder Coated (Metal)



GREC90BL £713

90° Small Corner Base Unit
W:800mm D:800mm H:740mm Ends:800mm

Curved Panel Options
Please suffix code
LO Light Oak (Wood)
B Beech (Wood)
PC Powder Coated (Metal)



GREC90BS £666

DDA Base Unit
D:800mm H:740mm
Modesty panel inset 330mm



2000mm	GRECB2DDA	£522
1800mm	GRECB18DDA	£505
1600mm	GRECB16DDA	£492
1400mm	GRECB14DDA	£478
1200mm	GRECB12DDA	£453
1000mm	GRECB10DDA	£442
800mm	GRECB8DDA	£432
600mm	GRECB6DDA	£422

Top Box
D:350mm H:420mm



2000mm	GRECTB20	£285
1800mm	GRECTB18	£269
1600mm	GRECTB16	£255
1400mm	GRECTB14	£234
1200mm	GRECTB12	£215
1000mm	GRECTB10	£210
800mm	GRECTB8	£200
600mm	GRECTB6	£193

90° Top Box - Large & Small
D:350mm H:420mm

Curved Panel Options
Please suffix code
LO Light Oak (Wood)
B Beech (Wood)
PC Powder Coated (Metal)



GREC90TBL £409
GREC90TBS £384

45° Base & Top Unit
W:1837mm D:922mm Ends:800mm

Curved Panel Options
Please suffix code
LO Light Oak (Wood)
B Beech (Wood)
PC Powder Coated (Metal)



GRECB45 Base £573
GRECTB45 TopUnit £383

Metal Panel for Straight Units
Fits over wooden panel

2000mm	GRECTB20MP	£160
1800mm	GRECTB18MP	£151
1600mm	GRECTB16MP	£1,181
1400mm	GRECTB14MP	£132
1200mm	GRECTB12MP	£124
1000mm	GRECTB10MP	£119
800mm	GRECTB8MP	£113
600mm	GRECTB6MP	£108
2000mm	GRECB20MP	£106
1800mm	GRECB18MP	£103
1600mm	GRECB16MP	£98
1400mm	GRECB14MP	£93
1200mm	GRECB12MP	£82
1000mm	GRECB10MP	£75
800mm	GRECB8 MP	£70
600mm	GRECB6 MP	£64


Kickplates
H:100mm
Stainless steel



2000mm	KP20	£154
1800mm	KP18	£145
1600mm	KP16	£136
1400mm	KP14	£129
1200mm	KP12	£124
1000mm	KP10	£118
800mm	KP8	£111
600mm	KP6	£106
Large 90°	KPL90	£157
Small 90°	KPS90	£151
45°	KP45	£157

Shelves

D:300mm Oval
Strengthened green tinted glass on chrome supports
Wooden shelf tops available in all colours



1600mm	RECGLAS16	£869
1400mm	RECGLAS14	£746
1200mm	RECGLAS12	£720
1000mm	RECGLAS10	£695
800mm	RECGLAS8	£640
1600mm	RECWODS16 - Wood	£387
1400mm	RECWODS14 - Wood	£371
1200mm	RECWODS12 - Wood	£352

J Reception Unit

W:2200mm D:1475mm H:1125mm
Bow fronted counter top
Please state left or right handed (right handed shown)
Available in all wood finishes
Supplied with 2 cable ports



GRECUNIT £1,583

AVAILABLE BOARD FINISHES

Anthracite (AN), Beech (B), Cherry (C), Classic Ash (CA), Dakar (DK), Light Oak (LO), Modern Oak (MO), Maple (M), Plain Grey (PG), Portofino Cherry (PC), Silver (S), Swiss Elm (SE), Walnut (WA), White (WH) available in 18mm and 25mm.

TABLES

BOARDROOM



A choice of 9 different leg frames and 4 different top shapes combined with all the colour choices makes for over 20,000 different possible combinations.

GIANNI




The latest in office trends. The Gianni indoor picnic tables and poseur height A frame tables are perfect for canteen, breakout, meeting and collaborative work areas.

CANTEEN



When budgets are stretched, the cost-effective canteen tables are well placed to provide a simple yet effective meeting or eating table.

FULLY WELDED




Fully welded frames are recommended for heavier use environments such as schools and universities as the robust frame can cope with a variety of uses. Available with 25mm square legs or 40mm diameter round.

MEETING



Whether you need a smaller circular table for the corner of your office or you have a small meeting room to fill, you'll be sure to find what you need here.

TEMPORARY



Flip top, foldaway and folding leg tables provide a host of temporary options for multi-function rooms.

COFFEE



Available in glass or wooden, round or square, with a choice of frames/legs.



Boat-shaped Force 2-piece table in White and special orange leg



D End on
ARROWHEAD

This combination is a cost effective solution for the board room. D End tops are great for maximising the numbers of people you can fit around a table.

The arrowhead base also works well if you're looking for a special size table, as the wooden legs can be made bigger or smaller to suit the requirements.



Oval on
BOLOGNA

The Bologna leg is a minimal Italian design for those wanting sleek elegance and minimum leg interference.

All boardroom legs are inset 400mm in from each end to allow users to sit at both the ends and sides of the table.

BOARDROOM

It's here that you'll present to your customers, make key decisions, negotiate with suppliers and meet with your team. Your boardroom speaks volumes about your company so it's vital that it creates the right message and has a positive and productive ambience.

A choice of 9 different leg frames and 4 different top shapes combined with all the colour choices makes for over 20,000 different possible combinations.



GIORGIO I FRAME

A no nonsense robust metal leg that provides strength at an affordable price.

The triple upright I frame leg is incredibly strong and the modesty panel gives great lateral support; which means the Giorgio boardroom tables will stand the test of time for many years to come.



GIORGIO WIRE MANAGED

As above but with a practical wire-managed cover plate which allows you to tuck cables neatly inside the leg and provide power/data to your table.

Top tip - remember that you may need a cable tray as well if you need to run wires underneath the table to get to where your power modules are.

Gianni A Rectangular 2-piece table in White



FLIP POWER MODULE

Add power and data to any table to create flexible work environments. Supplied as standard with 2 power and 2 data connections however variations of this are possible, such as HDMI and phone connections among others.



BRUSH STRIP MODULE

Available as single or double-sided access in black, white and silver, these brush strip modules give easy access to wires and cable trays below the table top.

Buy as an individual unit or a factory-fitted option which includes the price of drilling in the table/desk of your choice.



GLASS PANEL

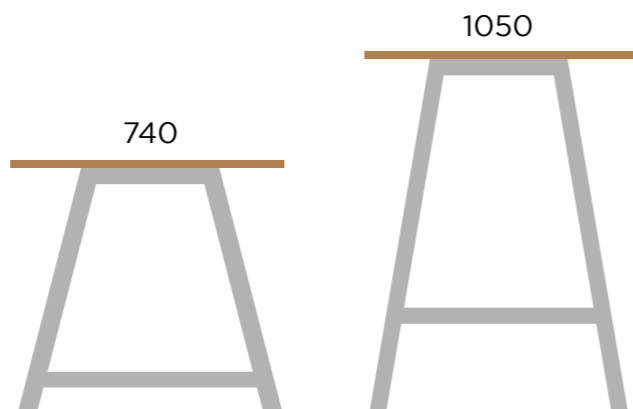
Create the executive look with these frosted glass panels - a great addition to the middle of any boardroom table. Not only do they look good but they will prevent coffee and tea stains from forming on your beautiful wooden table.



GIANNI A FRAME

Collaborative working involves bringing people together to work in teams and that isn't an easy task if you're stuck at a desk. These indoor picnic tables are perfect for Agile companies to work on projects or even just as a modern breakout table.

Available at both desk and poseur heights from 1200mm to 2000mm wide, with matching bench seats in a choice of all our standard finishes.



COAT HOOKS

Included at both ends as standard, these coat hooks are great for hanging coats and bags neatly out the way while you have your meeting. If you prefer the cleaner lines of just the frame then simply unscrew and remove.



CABLE TRAYS

This fold-down cable tray is large enough to accommodate all your wires no matter how much power and data you need.

The upper frame also has cut-outs as standard to make it easier to drill port holes if you prefer access directly through the table top.

Gianni A Poseur Height (1050mm)
D:800mm



If port holes are needed for the below power options please add £45 for drilling. Specify position 1 (left), 2 (centre) or 3 (right), or a combination of the three to be drilled as required eg GAP20/1.3

1200mm	GAP12	£630
1400mm	GAP14	£657
1600mm	GAP16	£684
1800mm	GAP18	£711
2000mm	GAP20	£737

Gianni A Desk Height (740mm)
D:800mm



If port holes are needed for the below power options please add £45 for drilling. Specify position 1 (left), 2 (centre) or 3 (right), or a combination of the three to be drilled as required eg GAL20/1.2.3

1200mm	GAL12	£595
1400mm	GAL14	£622
1600mm	GAL16	£648
1800mm	GAL18	£675
2000mm	GAL20	£702

Gianni A Low Bench Seat
D:350mm H:455mm



900mm	GALBS12	£261
1100mm	GALBS14	£274
1300mm	GALBS16	£282
1500mm	GALBS18	£297
1700mm	GALBS20	£312

Accessories

Cable Tray
W:220mm
Hangs 92mm from desktop



800mm	GTCT12	£56
1000mm	GTCT14	£64
1200mm	GTCT16	£75
1400mm	GTCT18	£84
1600mm	GTCT20	£94

Desktop Power Module
2 power 2 USB chargers



DPM £205

Cable Port Power Module
Fits in 80mm port hole
1 Power 2 USB chargers



CPPM80 £211



Wireless Air Charger

WACBL	£187
WACWH	£187
WACBL/AL	£226

Each charger is supplied with a 2m lead which needs power through a USB lead. The 4-way USB hub below allows 4 WACs to be used (or alternatively the hub can be used in its own right as a USB charger).



4-way USB Hub
Includes UK plug and 1.2m lead

4USBH £142

AVAILABLE BOARD FINISHES

Anthracite (AN), Beech (B), Cherry (C), Classic Ash (CA), Dakar (Dk), Japanese Ash (JA), Light Oak (LO), Modern Oak (MO), Maple (M), Plain Grey (PG), Portofino Cherry (PC), Silver (S), Swiss Elm (SE), Walnut (WA), White (WH) available in 18mm and 25mm.



Fully Welded Table

25mm square fully welded frame
H:740mm



1800mm 800mm	PFWCT18	£264	£290
1600mm 800mm	PFWCT16	£234	£258
1400mm 800mm	PFWCT14	£223	£243
1200mm 800mm	PFWCT12	£214	£235
1000mm 800mm	PFWCT10	£207	£228
800mm 800mm	PFWCT8	£187	£206
800mm 800mm	PFWCCT8 (Coffee Table)	£183	£200

1800mm 600mm	PFWCT186	£253	£277
1600mm 600mm	PFWCT166	£223	£243
1400mm 600mm	PFWCT146	£213	£234
1200mm 600mm	PFWCT126	£205	£224
1000mm 600mm	PFWCT106	£197	£216
800mm 600mm	PFWCT86	£181	£197
800mm 600mm	PFWCCT86 (Coffee Table)	£177	£183

All tables supplied with adjustable feet as standard

Semi Circular Table

25mm square fully welded frame
Please specify grain direction
H:740mm



1600mm	PSEMCT16	£281	£319
1200mm	PSEMCT12	£249	£286

Round Table

25mm square bolt-on legs
H:740mm



NB: Bolt-on legs are not suitable in educational environments

1200mm	PRT12	£234	£269
1000mm	PRT10	£191	£229
800mm	PRT8	£157	£180
800mm	PCRT8 (Coffee Table)	£151	£164

Canteen Table

25mm square bolt-on legs
H:740mm

NB: Bolt-on legs are not suitable in educational environments



18mm 25mm

1800mm 800mm	PCT18	£175	£191
1600mm 800mm	PCT16	£153	£167
1400mm 800mm	PCT14	£148	£162
1200mm 800mm	PCT12	£142	£157
1000mm 800mm	PCT10	£136	£151
800mm 800mm	PCT8	£116	£128
800mm 800mm	PCCT8 (Coffee Table)	£108	£111

1800mm 600mm	PCT186	£167	£185
1600mm 600mm	PCT166	£147	£161
1400mm 600mm	PCT146	£142	£157
1200mm 600mm	PCT126	£135	£150
1000mm 600mm	PCT106	£129	£145
800mm 600mm	PCT86	£111	£125
800mm 600mm	PCCT86 (Coffee Table)	£103	£109

Trapezoidal Table

25mm fully welded frame
H:740mm



1600mm	PTRAPZ16	£278	£319
1200mm	PTRAPZ12	£249	£286

AVAILABLE BOARD FINISHES

Anthracite (AN), Beech (B), Cherry (C), Classic Ash (CA), Dakar (Dk), Light Oak (LO), Modern Oak (MO), Maple (M), Plain Grey (PG), Portofino Cherry (PC), Silver (S), Swiss Elm (SE), Walnut (WA), White (WH) available in 18mm and 25mm.



40mm DIA FULLY WELDED

Our 40mm diameter fully welded tables work great in training rooms and the educational market. With a solid metal frame you can be sure they will withstand even the most demanding of environments. As always, furniture is available in all colours and four different metalwork finishes.

Fully Welded Table

40mm diameter legs fully welded frame
H:740mm



18mm 25mm

1800mm	800mm	40FWT18	£291	£317
1600mm	800mm	40FWT16	£262	£285
1400mm	800mm	40FWT14	£252	£271
1200mm	800mm	40FWT12	£240	£263
1000mm	800mm	40FWT10	£234	£256
800mm	800mm	40FWT8	£215	£233
800mm	800mm	40FWCT8 (Coffee Table)	£211	£228
1800mm	600mm	40FWT186	£279	£304
1600mm	600mm	40FWT166	£252	£271
1400mm	600mm	40FWT146	£239	£262
1200mm	600mm	40FWT126	£232	£253
1000mm	600mm	40FWT106	£224	£242
800mm	600mm	40FWT86	£207	£224
800mm	600mm	40FWCT86 (Coffee Table)	£205	£211

All tables supplied with adjustable feet as standard

Round Table

40mm diameter legs fully welded frame
H:740mm



18mm 25mm

1200mm	40RT12	£378	£404
1000mm	40RT10	£354	£368
800mm	40RT8	£320	£341
800mm	40CRT8 (Coffee Table)	£305	£326

Semi Circular Table

40mm diameter legs fully welded frame
Please specify grain direction
H:740mm



18mm 25mm

1600mm	40SEMT16	£306	£347
1200mm	40SEMT12	£276	£313

Trapezoidal Table

40mm diameter legs fully welded frame
H:740mm
800mm ends



18mm 25mm

1600mm	40TRAPZ16	£306	£347
1200mm	40TRAPZ12	£276	£313

AVAILABLE BOARD FINISHES

Anthracite (AN), Beech (B), Cherry (C), Classic Ash (CA), Dakar (Dk), Light Oak (LO), Modern Oak (MO), Maple (M), Plain Grey (PG), Portofino Cherry (PC), Silver (S), Swiss Elm (SE), Walnut (WA), White (WH) available in 18mm and 25mm.



Circular Table - Trumpet Base
H:740mm 25mm Top



1200mm	TRCT12	£510
1000mm	TRCT10	£456
900mm	TRCT9	£423
800mm	TRCT8	£396

Circular Table - Crucifix Base
H:740mm 25mm Top



1600mm	CCT16	£623
1200mm	CCT12	£386
1000mm	CCT10	£346
900mm	CCT9	£320
800mm	CCT8	£306

Circular Table - Tubular Leg
H:740mm 25mm Top



1600mm	TCT16	£640
1200mm	TCT12	£493
1000mm	TCT10	£438
900mm	TCT9	£405
800mm	TCT8	£379

Circular Table - Roma Lorenzo Leg
H:740mm 25mm Top



1600mm	RLCT16	£696
1200mm	RLCT12	£550
1000mm	RLCT10	£495
900mm	RLCT9	£461
800mm	RLCT8	£435

Square & Rectangular Coffee Table
H:400mm 25mm Top
Prefix code with
T for tubular legs
P for panel end legs



900x500mm	GCT95	£285	£224
800x800mm	GCT88	£306	£244
800x600mm	GCT86	£288	£228
600x600mm	GCT66	£275	£215

Circular Coffee Table
H:400mm 25mm Top
Prefix code with
T for tubular legs
C for crucifix legs



800mm Dia	GCT800D	£367	£307
700mm Dia	GCT700D	£349	£288
600mm Dia	GCT600D	£335	£270

Round Glass Coffee Table
600mm diameter H:350mm
Frosted glass, chrome legs



HS035 £393

Square Glass Coffee Table
W:500mm D:500mm H:350mm
Clear glass, chrome legs



HS034 £204

Rectangular Glass Coffee Table
W:900mm D:500mm H:350mm
Clear glass, chrome legs



HS036 £263

Square Venalo Glass Coffee Table
W:600mm D:600mm H:400mm
Clear glass, chrome trumpet base



HS169 £504

Oval Glass Coffee Table
W:900mm D:600mm H:430mm
Frosted glass, chrome legs



HS038 £714



AVAILABLE BOARD FINISHES

Anthracite (AN), Beech (B), Cherry (C), Classic Ash (CA), Dakar (Dk), Light Oak (LO), Modern Oak (MO), Maple (M), Plain Grey (PG), Portofino Cherry (PC), Silver (S), Swiss Elm (SE), Walnut (WA), White (WH) available in 18mm and 25mm.



Meeting Table - Tubular Legs - 800mm Deep

D:800mm H:740mm
25mm Top
80mm Tubular legs

1800mm	GMT18	£386
1600mm	GMT16	£352
1400mm	GMT14	£336
1200mm	GMT12	£318
1000mm	GMT10	£309
800mm	GMT8	£302



Meeting Table - Tubular Legs - 600mm Deep

D:600mm H:740mm
25mm Top
80mm Tubular legs

1800mm	GMT186	£349
1600mm	GMT166	£316
1400mm	GMT146	£301
1200mm	GMT126	£278
1000mm	GMT106	£274
800mm	GMT86	£278



Foldaway Table

D:800mm H:720mm
25mm Top
Please specify straight or curved feet and black or chrome

1800mm	GFOLD18	£407
1600mm	GFOLD16	£374
1400mm	GFOLD14	£350



Flip Top Table - 800mm Deep

D:800mm H:740mm
25mm Top
Supplied on castors

1800mm	EXECFLIP18	£474
1600mm	EXECFLIP16	£458
1400mm	EXECFLIP14	£442
1200mm	EXECFLIP12	£426
1000mm	EXECFLIP10	£412
800mm	EXECFLIP8	£399



Flip Top Table - 600mm Deep

D:600mm H:740mm
25mm Top
Supplied on castors

1800mm	EXECFLIP186	£448
1600mm	EXECFLIP166	£436
1400mm	EXECFLIP146	£420
1200mm	EXECFLIP126	£401
1000mm	EXECFLIP106	£389
800mm	EXECFLIP86	£378



Folding Tubular

H:740mm
25mm Top
50mm chrome tubular legs

1800mm	FMT188	£517
1600mm	FMT168	£485
1400mm	FMT148	£467
1200mm	FMT128	£452
1000mm	FMT108	£438
1800mm	FMT186	£483
1600mm	FMT166	£447
1400mm	FMT146	£434
1200mm	FMT126	£417
1000mm	FMT106	£402



Flip Top Table - Trapezoidal

H:740mm
25mm Top
Supplied on castors
800mm Ends

1600mm	EXECFLIPTRAP16	£546
--------	----------------	------



Flip Top Table - Semi

H:740mm
25mm Top
Supplied on castors


1800mm	EXECFLIPSEMI18	£562
1600mm	EXECFLIPSEMI16	£546



Flip Top Table - TILT

H:740mm
25mm Top
Supplied on castors
Matt black frame with stainless steel foot

1800mm	TILT18	£531
1600mm	TILT16	£520
1400mm	TILT14	£508
1200mm	TILT12	£483



AVAILABLE BOARD FINISHES

Anthracite (AN), Beech (B), Cherry (C), Classic Ash (CA), Dakar (DK), Light Oak (LO), Modern Oak (MO), Maple (M), Plain Grey (PG), Portofino Cherry (PC), Silver (S), Swiss Elm (SE), Walnut (WA), White (WH) available in 18mm and 25mm.

PAOLO CONTRACT

Paolo is our contract range of furniture, which features basic items including desks and tables. Standard underdesk and desk high pedestals can be placed underneath or underneath as required.

- 18mm tops
- Adjustable feet
- 733mm high

Single Pedestal Desk

D:800mm H:733mm
Please state pedestals required
Please specify hand (right handed shown)



1800mm	P18SP	£394
1600mm	P16SP	£349
1400mm	P14SP	£332
1200mm	P12SP	£326

Double Pedestal Desk

D:800mm H:733mm
Please state pedestals required



1800mm	P18DP	£492
1600mm	P16DP	£445

Telephone Table

W:800mm D:400 H:733mm



PTT	£183
-----	------

Desk No Pedestals

D:800mm H:733mm



1800mm	P18	£233
1600mm	P16	£187
1400mm	P14	£167
1200mm	P12	£156







AVAILABLE BOARD FINISHES

Anthracite (An), Beech (B), Classic Ash (CA), Cherry (C), Dakar (Dk), Light Oak (LO), Modern Oak (MO), Maple (M), Plain Grey (PG), Portofino Cherry (PC), Silver (S), Swiss Elm (SE), Walnut (WA), White (WH) available in 18mm and 25mm.



TRAY UNITS

Used extensively within the educational market, these units work great for tidying away the mess. Trays available in Red, Yellow, Blue & Black. Please specify tray colour at time of order.

	6 Tray Mobile W:364mm D:472mm H:637mm 75mm Trays	MTU6	£256
	12 Tray Mobile W:704mm D:472mm H:637mm 75mm Trays	MTU12	£443
	18 Tray Mobile W:1044mm D:472mm H:637mm 75mm Trays	MTU18	£583
	24 Tray Mobile W:1384mm D:472mm H:637mm 75mm Trays	MTU24	£651
	48 Tray Unit W:1044mm D:472mm H:1520mm 75mm Trays	TU48	£1,190
	Large 8 Tray Unit Mobile W:1384mm D:472mm H:637mm 225mm Trays	MLTU8	£543

AVAILABLE BOARD FINISHES

Anthracite (AN), Beech (B), Classic Ash (CA), Cherry (C), Dakar (Dk), Light Oak (LO), Modern Oak (MO), Maple (M), Plain Grey (PG), Portofino Cherry (PC), Silver (S), Swiss Elm (SE), Walnut (WA), White (WH) available in 18mm and 25mm.



WORKBENCHES & TOPS

Choose from a wide selection of tops and create workbenching around the edges of your room. Legs have brackets to fix to the wall, and simply screw to the underside of the top. NB: Screws and fixings are not supplied with legs and tops are undrilled.



900H Workbench Leg
875mm high leg + 25mm top

900H	800D	900800WBL	£63
900H	600D	900600WBL	£57



740H Workbench Leg
715mm high leg + 25mm top

740H	800D	740800WBL	£57
740H	600D	740600WBL	£53

800mm Deep Tops

25mm MFC
Edged all round in 2mm PVC edging



2600W	800D	2600X800TOP/25	£275
2500W	800D	2500X800TOP/25	£265
2400W	800D	2400X800TOP/25	£255
2300W	800D	2300X800TOP/25	£242
2200W	800D	2200X800TOP/25	£234
2100W	800D	2100X800TOP/25	£223
2000W	800D	2000X800TOP/25	£213
1900W	800D	1900X800TOP/25	£204
1800W	800D	1800X800TOP/25	£173
1700W	800D	1700X800TOP/25	£156
1600W	800D	1600X800TOP/25	£139
1500W	800D	1500X800TOP/25	£129
1400W	800D	1400X800TOP/25	£121
1300W	800D	1300X800TOP/25	£113
1200W	800D	1200X800TOP/25	£105
1100W	800D	1100X800TOP/25	£99
1000W	800D	1000X800TOP/25	£89
900W	800D	900X800TOP/25	£80
800W	800D	800X800TOP/25	£78
700W	800D	700X800TOP/25	£75
600W	800D	600X800TOP/25	£66

600mm Deep Tops

25mm MFC
Edged all round in 2mm PVC edging



2600W	600D	2600X600TOP/25	£208
2500W	600D	2500X600TOP/25	£200
2400W	600D	2400X600TOP/25	£183
2300W	600D	2300X600TOP/25	£164
2200W	600D	2200X600TOP/25	£144
2100W	600D	2100X600TOP/25	£136
2000W	600D	2000X600TOP/25	£129
1900W	600D	1900X600TOP/25	£124
1800W	600D	1800X600TOP/25	£118
1700W	600D	1700X600TOP/25	£112
1600W	600D	1600X600TOP/25	£105
1500W	600D	1500X600TOP/25	£100
1400W	600D	1400X600TOP/25	£93
1300W	600D	1300X600TOP/25	£87
1200W	600D	1200X600TOP/25	£84
1100W	600D	1100X600TOP/25	£79
1000W	600D	1000X600TOP/25	£75
900W	600D	900X600TOP/25	£72
800W	600D	800X600TOP/25	£67
700W	600D	700X600TOP/25	£62
600W	600D	600X600TOP/25	£58

AVAILABLE BOARD FINISHES

Anthracite (AN), Beech (B), Classic Ash (CA), Cherry (C), Dakar (Dk), Light Oak (LO), Modern Oak (MO), Maple (M), Plain Grey (PG), Portofino Cherry (PC), Silver (S), Swiss Elm (SE), Walnut (WA), White (WH) available in 18mm and 25mm.



IT DESKING

With office and educational space being at a premium, it's not always feasible to have a separate computer room. Our new IT desks have the best of both worlds, offering a gas-powered lifting strut to raise a PC monitor, keyboard and mouse up from out of the desk and then hides neatly away when not needed. Perfect for schools and universities or even businesses that don't always want a computer getting in the way. Both the CPU compartment and monitor housing are supplied with locks for added security.



1100W IT Desk

H:740mm W:1100mm D:800mm
Lockable CPU compartment
Monitors NOT supplied

1100W 800D ITDESK11 £1,037

Please state if desks are sitting in rows as cable ports will be provided in panel ends if required (for network cables).



Will accept up to 24" monitors - some 24" models won't fit so please check before placing your order.



Folded down out of the way, the desk can be used as a standard worktop then simply twist the handle to allow the gas strut to automatically lift the monitor up.



CPU holders housed on the right-hand side of the desk will fit any CPUs up to 240mm wide.



Form and function working seamlessly together in this classroom full of IT desks.

AVAILABLE BOARD FINISHES

Anthracite (AN), Beech (B), Cherry (C), Dakar (Dk), Japanese Ash (JA), Light Oak (LO), Modern Oak (MO), Maple (M), Plain Grey (PG), Portofino Cherry (PC), Silver (S), Swiss Elm (SE), Walnut (WA), White (WH) available in 18mm and 25mm.

LECTERN

Our stylish lectern is a perfect fit in all environments where presentations are given. A small shelf provides space for notes and/or a drink and also has space for routing microphone wires internally.




Lectern

H:1170mm (to base of lectern top)
W:600 D:400mm

Please specify metalwork finish as well as MFC colour

LECTERN

£447





BESPOKE

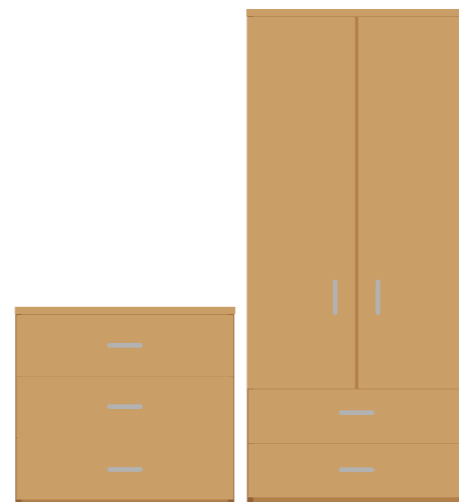
Larger projects are often led by architects' plans. Our in-house design team works closely with architects to create a solution that complements their design whilst advising on what is suitable for the environment the furniture is being used in.



RESIDENTIAL

We like to call this heavy duty furniture. It may not be as cheap as Ikea but it certainly isn't as flimsy and with a 10 year guarantee you'll be hard pressed to find a more cost-effective long term solution.

Working primarily with architect specifiers, our robust range of residential furniture is perfect for student accommodation in colleges and universities. From consultation through to final delivery we guide and advise on the best solution for you.



FIT FOR PURPOSE

30 years of experience means we know what works and what doesn't. All residential furniture is protected by our 10 year guarantee and we are proud to say that not once have we had a project or piece of furniture fail due to bad design.

RESIDENTIAL

All our residential furniture comes with solid 18mm carcasses, making for a very robust product that won't collapse if you need to move it. 170° hinges on all doors and a shaped metal handle ensure a long lasting, heavy duty range of furniture, as well as radius corners on tops for improved safety.

Bedside Cabinet 01

W:438mm D:560mm H:648mm
Please specify left or right hand hinged (LHH shown)
Non-locking as standard



FUSMBC01

£286

Bedside Cabinet 02

W:438mm D:560mm H:648mm
Non-locking as standard



FUSMBC02

£229

Bedside Cabinet 03

W:438mm D:560mm H:648mm
Non-locking as standard



FUSMBC03

£308

Chest Of Drawers

W:800mm D:595mm
Non-locking as standard



Height

725mm	FUSM3DC	3 Drawer	£362
950mm	FUSM4DC	4 Drawer	£444
1179mm	FUSM5DC	5 Drawer	£526

Wardrobe

D:600mm H:1850mm
Non-locking as standard
Top shelf, hanging rail & bottom shelf



Width

800mm	FUSMDW	Double	£532
429mm	FUSMSW	Single	£394

Gents Wardrobe

D:600mm H:1850mm
Non-locking as standard
Top shelf & hanging rail



Width

800mm	FUSMGDW	Gents Double	£636
429mm	FUSMGSW	Gents Single	£476

Dressing Table

D:595mm H:725mm
Non-locking as standard



1600mm FUSMDDT
1200mm FUSMDT

Double
Single

£676
£395

Wall Mountable Bookcase

D:330mm H:600mm
Will need to provide own screws/ mounts



1000mm FUWMB10
800mm FUWMB8

2 Shelves
2 Shelves

£184
£157

Budget Bed

Mattress Base Height:400mm
Length:1946mm



FUBB3
FUBB4
FUBB46

Single (3ft)
3/4 (4ft)
Double (4ft6)

£453
£546
£601

Storage Bed

Mattress Base Height:400mm
Length:1946mm
Includes storage at both sides of bed



FUSB3
FUSB4
FUSB46

Single (3ft)
3/4 (4ft)
Double (4ft6)

£516
£609
£665

Student Storage Bed

Mattress Base Height:400mm
Length:1946mm
Right-hand shown
Includes under-bed storage as well as side storage



FUSSB4
FUSSB46

3/4 (4ft)
Double (4ft6)

£671
£738

Premium Student Bed

Mattress Base Height:400mm
Includes cupboard headboard, wall protector, 3 x underbed drawers on 40kg ball bearing runners, scalloped handles, extra support under bed base



PSB3
PSB4
PSB46

Single (3ft)
3/4 (4ft)
Double (4ft6)

£1,293
£1,344
£1,371

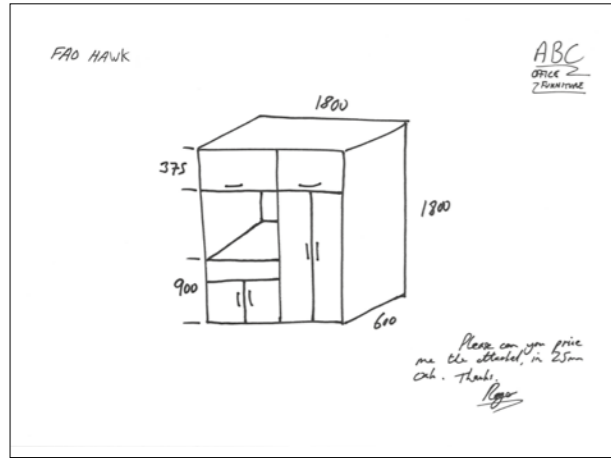


AVAILABLE BOARD FINISHES

Anthracite (AN), Beech (B), Cherry (C), Classic Ash (CA), Dakar (DK), Light Oak (LO), Modern Oak (MO), Maple (M), Plain Grey (PG), Portofino Cherry (PC), Silver (S), Swiss Elm (SE), Walnut (WA), White (WH) available in 18mm and 25mm.

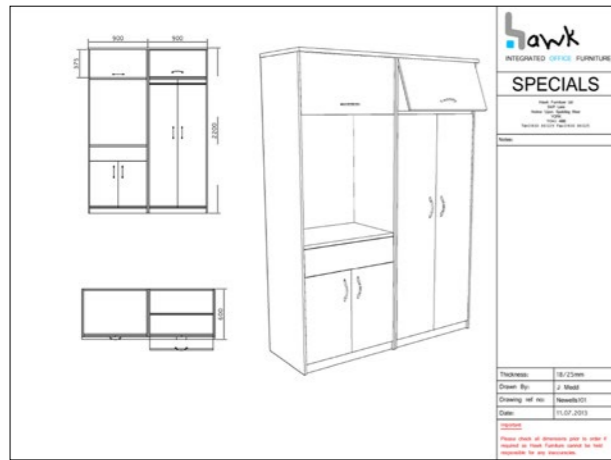
BESPOKE

One of our biggest strengths is the ability to manufacture bespoke products. We have developed a simple yet streamlined method for the consultation, design, and manufacturing of tailor-made MFC furniture.



consultation

Customers will send a sketch or plans of a product they require making, or alternatively are offered guidance on what is possible to solve a problem that isn't achievable using standard products.



design

Working from the initial brief, our CAD team will work with the client and model the bespoke product in AutoCAD, showing all dimensions and a 3D image. This ensures the client receives exactly what is required, with no unexpected surprises.



finished product

When the 3D plans have been signed off by the client, production gets underway and our in-house programmers develop the product to the specified dimensions. All bespoke items are delivered assembled (within delivery size restrictions) so you don't even need to worry about getting your screwdriver out!

AVAILABLE BOARD FINISHES
 Anthracite (AN), Beech (B), Classic Ash (CA), Cherry (C), Dakar (Dk), Light Oak (LO), Modern Oak (MO), Maple (M), Plain Grey (PG), Por-tofino Cherry (PC), Silver (S), Swiss Elm (SE), Walnut (WA), White (WH) available in 18mm and 25mm.





	Manufacturer: Camira	Composition	Flame Retardancy*	Abrasion Resistance**
BAND One	Advantage	100% Virgin Wool. Non metallic dyestuffs	C + M	90,000
	Phoenix	100% Polyester	C + M	100,000
	Citadel	100% Polypropylene	C + M	30,000
	Gravity	100% Polyester	C + M	80,000
	Era	100% Polyester	C + M	100,000
	Rivet	100% Repreve Recycled Polyester	C + M	50,000
	Xtreme	100% Recycled Polyester	CRIB 5	100,000
BAND Two	Mainline +	67% Wool, 33% Viscose	CRIB 5	75,000
	Chateau	100% Polypropylene	CRIB 5	GRADE A
	Sprint	100% Polyester	C + M	100,000
	Urban	100% Recycled Polyester	CRIB 5	100,000
	Canopy	100% Polyester	C + M	60,000
	Manhattan	100% Recycled Polyester	C + M	50,000
	Velocity	100% Polyester	C + M	50,000
	Vita	(Sur) 98.5% PVC, 1.5% PU (SUB) 50% Polyester, 50% Cotton	CRIB 5	100,000
	X2	100% Recycled Polyester	CRIB 5	100,000
	Aspect	75% Trevira CS Polyester, 25% Polyester	CRIB 5	50,000
Patina	69% Wool, 22% Flax, 8% Nylon	CRIB 5	100,000	
BAND Three	Aquarius	100% Virgin Wool	C + M	50,000
	Blazer	100% Virgin Wool	C + M	50,000
	Mainline Flax	70% Virgin Wool, 30% Flax	CRIB 5	50,000
	Honeycomb	100% Recycled Polyester	C + M	50,000
	Hemp	60% Wool, 40% True Hemp	CRIB 5	50,000
	Hi-Tech	70% Polypropylene, 29% Wool, 1% Basf	C + M	60,000
	Oxygen	90% Virgin Wool, 10% Polyamide	C + M	100,000
	Silk	67% Virgin Wool, 22% Flax, 11% Silk	CRIB 5	50,000
	Synergy	95% Virgin Wool, 5% Polyamide	C + M	100,000
	Intervene Plain + Tex	100% Flame Retardant Polyester	CRIB 5	100,000
BAND Four	Craggan	100% Virgin Wool	CRIB 5	50,000
	Century	76% Wool, 14% Recycled Jute, 10% Polyamide	CRIB 5	50,000
	Stripes	95% Virgin Wool, 5% Polyamide	CRIB 5	80,000
	Individuo	95% Virgin Wool, 5% Polyamide	C + M	100,000
	Hebden	60% Virgin Wool, 40% True Hemp	CRIB 5	50,000
	Code	95% Virgin Wool, 5% Polyamide	CRIB 5	80,000
	Trial	100% Trevira CS	CRIB 5	80,000
	Track	100% Trevira CS	CRIB 5	80,000

* Flame retardancy - C = Cigarettes BS EN 1021 - 1:2006 | M = Matches BS EN 1021 - 2:2006 | Crib 5 = BS 5852 Ignition Source 5
 ** Abrasion resistance measured in Martindale ("rub test") cycles

Base Mechanism



Seat height adjustment

Lever-operated gas lift mechanism, rated to 150kg, lifts the chair up and lowers down to the user's desired height.

Back tilt (seat remains level)

Independent movement of the back rest, operated via a lever under the seat base. Seat remains level.

Synchro Mechanism



Seat height adjustment

Lever-operated gas lift mechanism, rated to 150kg, lifts the chair up and lowers down to the user's desired height.

Synchro Mech

Single lever adjustment for synchronised movement of seat and back pads in a 2:1 ratio. For every 2 degrees of incline applied to the back pad, the seat will incline 1 degree in same direction. Free-float facility applicable. Ideal for prolonged VDU working and hot-desk environments.




Memphis Operator
CODE: MOC1

Dimensions 510W x 500D x 490H (back height)
Seat height 450-580H


High back • tilt back • seat height adjustment • adjustable arms • back height adjustment • black spider base


Band 1	Band 2	Band 3
£171	£181	£198


Options

 Aluminium spider base £42
(suffix /ASB to code)

Chair supplied with black spider base and adjustable arms as standard

 Min 95% recyclable

 2 week lead time

 5 year warranty




Denver Operator
CODE: DOC1

Dimensions 500W x 460D x 590H (back height)
Seat height 430-550H

High back • back tilt • ratchet back height adjustment • seat height adjustment • black spider base • height adjustable arms


Band 1	Band 2	Band 3
£236	£249	£268

Options

 Aluminium spider base £42
(suffix /ASB to code)

Chair supplied with black spider base and adjustable arms as standard

 Min 95% recyclable

 2 week lead time

 5 year warranty




Memphis Visitor
CODE: MVC1


Dimensions 510W x 500D x 490H (back height)
Seat height 500H

High back • black base • no arms

Band 1	Band 2	Band 3
£135	£146	£162

Options

 Fixed loop arms £23
(suffix /FLA to code)

 Chrome base £44
(suffix /CVB to code)




Denver Visitor
CODE: DVC1


Dimensions 510W x 500D x 590H (back height)
Seat height 500H

High back • black base • no arms

Band 1	Band 2	Band 3
£180	£192	£211

Options

 Fixed loop arms £23
(suffix /FLA to code)

 Chrome base £44
(suffix /CVB to code)




Buffalo Operator
CODE: BOC1

Dimensions 480W x 485D x 540H (back height)
Seat height 430-550H

High mesh back • tilt back • seat height adjustment • adjustable arms • back height adjustment • black spider base


Band 1	Band 2	Band 3
£234	£239	£248


Options

 Aluminium spider base £42
(suffix /ASB to code)

Chair supplied with black spider base and adjustable arms as standard

 Min 95% recyclable

 2 week lead time

 5 year warranty




Dallas Operator
CODE: DOC1

Dimensions 500W x 485D x 550H (back height)
Seat height 470-560H

Synchro mech • high mesh back • black spider base • height adjustment • slimline height adjustable arms • side tension adjustment


Band 1	Band 2	Band 3	Band 4
£401	£407	£416	£421

Options

 Aluminium spider base £42
(suffix /ASB to code)

Chair supplied with black spider base and adjustable arms as standard

 Min 95% recyclable

 2 week lead time

 5 year warranty




Buffalo Visitor
CODE: BVC1


Dimensions 480W x 485D x 540H (back height)
Seat height 500H

High mesh back • black base • no arms

Band 1	Band 2	Band 3
£177	£182	£190

Options

 Fixed loop arms £23
(suffix /FLA to code)

 Chrome base £44
(suffix /CVB to code)




Dallas Visitor
CODE: DVC1


Dimensions 500W x 485D x 550H (back height)
Seat height 500H

Black base • no arms • high mesh back

Band 1	Band 2	Band 3	Band 4
£314	£319	£329	£334

Options

 Fixed loop arms £23
(suffix /FLA to code)

 Chrome base £44
(suffix /CVB to code)



Kansas Operator
CODE: KOC1


Dimensions 510W x 500D x 590H (back height)
Seat height 430-520H

High back • back tilt • seat tilt • ratchet back height adjustment
• seat height adjustment • black spider base • slimline height adjustable arms • tension adjustment


Two tone fabric no extra cost. If two different fabric ranges are required then the higher band fabric price will be used for the whole unit.


Band 1	Band 2	Band 3	Band 4
£369	£393	£432	£454


Options

 Aluminium spider base £42
(suffix /ASB to code)

Chair supplied with black spider base and adjustable arms as standard

 Min 95% recyclable

 2 week lead time

 5 year warranty




Washington Operator
CODE: WOC1


Dimensions 510W x 500D x 590H (back height)
Seat height 430-555H

Executive synchro mechanism (seat/back ratio of 3:1 movement with 27 degrees of back angle tilt) • ratchet back • 4D height adjustable arms • side tensioner • seat height adjustment

Two tone fabric no extra cost. If two different fabric ranges are required then the higher band fabric price will be used for the whole unit.

Band 1	Band 2	Band 3	Band 4
£422	£445	£484	£506

 Min 95% recyclable

 2 week lead time

 5 year warranty

Chair supplied with chrome base and adjustable arms as standard



Kansas Visitor
CODE: KVC1


Dimensions 510W x 500D x 590H (back height)
Seat height 500H


High back • black base • no arms

Two tone fabric no extra cost. If two different fabric ranges are required then the higher band fabric price will be used for the whole unit.

Band 1	Band 2	Band 3	Band 4
£313	£336	£375	£398

Options

 Fixed loop arms £23
(suffix /FLA to code)

 Chrome base £44
(suffix /CVB to code)

Washington Visitor
CODE: WVC1

Dimensions 510W x 500D x 590H (back height)
Seat height 500H

Chrome base • fixed loop arms

Two tone fabric no extra cost. If two different fabric ranges are required then the higher band fabric price will be used for the whole unit.

Band 1	Band 2	Band 3	Band 4
£394	£417	£456	£479

Chair supplied with fixed loop arms and chrome base as standard



Miami Single


Dimensions 760W x 800D x 690H
Seat height 370H

Chrome legs

Two tone fabric no extra cost. If two different fabric ranges are required then the higher band fabric price will be used for the whole unit.

Band 1	Band 2	Band 3	Band 4
£692	£746	£791	£907

 Min 95% recyclable

 4 week lead time

 5 year warranty

Seating is shown in Camira > Synergy > Honeycomb (back) and Summon (seat) - Band 3 (£791)






Miami Triple


Dimensions 1750W x 800D x 690H
Seat height 370H


Chrome legs

Two tone fabric no extra cost. If two different fabric ranges are required then the higher band fabric price will be used for the whole unit.

Band 1	Band 2	Band 3	Band 4
£1,166	£1,250	£1,312	£1,486

 Min 95% recyclable

 4 week lead time

 5 year warranty

Seating is shown in Camira > Synergy > Summon (back) and Honeycomb (seat)






Boulder Tub


Dimensions 660W x 600D x 670H
Seat height 400H

Chrome legs

Two tone fabric no extra cost. If two different fabric ranges are required then the higher band fabric price will be used for the whole unit.

Band 1	Band 2	Band 3	Band 4
£483	£537	£621	£671

 Min 95% recyclable

 4 week lead time

 5 year warranty

Seating is shown above in Camira > Hedben > Honeywell (seat) and Plough (back) - Band 4 (£671)






Boulder Double


Dimensions 1200W x 600D x 670H
Seat height 400H


Chrome legs

Two tone fabric no extra cost. If two different fabric ranges are required then the higher band fabric price will be used for the whole unit.


Band 1	Band 2	Band 3	Band 4
£804	£877	£999	£1,073

 Min 95% recyclable

 4 week lead time

 5 year warranty

Seating is shown above in Camira > Hedben > Honeywell (seat) and Plough (back)






Chicago


Dimensions 595W x 655D x 780H
Seat height 475H


Spider raised 4 star base - Chrome
Swivel Seat

Two tone fabric no extra cost. If two different fabric ranges are required then the higher band fabric price will be used for the whole unit.

Band 1	Band 2	Band 3	Band 4
£310	£336	£362	£388

 Min 95% recyclable

 4 week lead time

 5 year warranty

Seating is shown in Camira > Synergy > Fate (seat) and Fellowship (back) - Band 3 (£362)






Detroit


Dimensions 450W x 580D x 780H
Seat height 470H


4 star aluminium base
Swivel Seat

Two tone fabric no extra cost. If two different fabric ranges are required then the higher band fabric price will be used for the whole unit.

Band 1	Band 2	Band 3	Band 4
£326	£346	£381	£414

 Min 95% recyclable

 4 week lead time

 5 year warranty



Add a Tilt back (/TB) to the Detroit for only £36

Seating is shown in Camira > Aquarius > Pesto (outer) and Courette (inner) - Band 3 (366)






Seattle


Dimensions 680W x 600D x 790H
Seat height 460H


Chrome feet

Two tone fabric no extra cost. If two different fabric ranges are required then the higher band fabric price will be used for the whole unit.

Band 1	Band 2	Band 3	Band 4
£421	£467	£544	£591

 Min 95% recyclable


 4 week lead time

 5 year warranty

Seating is shown in Camira > Blazer > Wesley (back) and Fairfield (seat) - Band 3 (£544)



COLOUR FINISHES



White



Plain Grey




Ply Edging
+ £36 per top



Classic Ash



Japanese Ash



Modern Oak




Beech



Dakar



Maple



Light Oak



Cherry



Silver



Portofino Cherry



Walnut



Swiss Elm



Anthracite

NEW FOR 2018

METAL FINISHES - Clear matt lacquer also available




White RAL 9016



Silver RAL 9006




Grey RAL 7012
(Textured)




Black
(Textured)

FABRIC CHOICES - CHAIRS


Advantage



Sea Blue AD017



Turquoise AD027




Kingfisher AD122




Leaf AD030




Sandvale AD016




Adriatic AD001



Riviera AD123




Aqua AD002




Persian AD101




Tawny AD098




Clipper AD126




Delta Blue AD026




Teal AD120




Oasis AD117



Cranberry AD005




Largo AD112




Trident AD124



Shamrock AD121




Purple AD118




Cinammon AD111



Cobalt AD004



Hobbit AD213




Aztec AD113



Raspberry AD127




Red AD014




Granite AD009




Royal Blue PY05



Trent AD214



Grape AD029



Claret PY16




Pewter AD072




Nightshade AD011




Mineral AD010




Beetroot AD116



Wine AD020



Black AD055



Charcoal AD028



Fjord AD125



Graphite AD066




Peat AD131


IMPORTANT: Finishes shown are for illustration only - please do not try to colour match. If trying to match against existing colours please call and ask for a sample card to be posted. Different coloured metalwork is available, price on application.

Please note, due to printing limitations we recommend you request actual fabric samples before ordering.


Cara




Glass EJ004




Spray EJ033



Hillswick EJ190



Chaucer EJ172




Portland EJ016



Lead EJ104



Merrick EJ048



Black EJ138




Ronay EJ189




Fair Isle EJ186



Staffa EJ185




Carron EJ015




Lora EJ187



Dolphin EJ105




Inverness EJ175




Galilee EJ125




Cluanie EJ180




Adriatic EJ154



Walten EJ011




Easdale EJ188



Clan EJ169



Lomond EJ192



Shetland EJ191




Beltane EJ193



Maree EJ195



Lerwick EJ194




Vit EJ184



Austen EJ173




Pitlochry EJ076



Lossie EJ197



Denny EJ196




Tummel EJ038


Lucia




Adobo YB165




Rum YB086




Slip YB094




Tequila YB038




Paseo YB019



Blizzard YB108



Tarot YB090



Havana YB009



Oyster YB107




Reef YB085




Aruba YB093




Sandstorm YB302




Windjammer YB047



Montserrat YB011




Taboo YB045




Tobago YB030




Jamaica YB027




Apple YB096




Madura YB156




Campeche YB301



Bluebell YB097




Bluefield YB021




Scuba YB089




Costa YB026



Arcibo YB099



Marianna YB157




Bermuda YB084




Steel YB095



Martinique YB004




Curacao YB005



Sombrero YB046



Ocean YB100




Solano YB088



Bridgetown YB102




Muave YB069



Diablo YB101



Tortuga YB168



Lobster YB087



Belize YB105



Calypso YB106

Please note, due to printing limitations we recommend you request actual fabric samples before ordering.



800 DEEP RECTANGULAR DESKTOP
H: 740mm D: 800mm

CODE
WIDTH

RD18 RD16 RD14 RD12 RD10[♦] RD8[♦]
1800 1600 1400 1200 1000 800



Grain front to back

600 DEEP RECTANGULAR DESKTOP
H: 740mm D: 600mm

RR18 RR16 RR14 RR12 RR10 RR8
1800 1600 1400 1200 1000 800



WAVE DESKTOP
H: 740mm D: 1000-800mm

WV18 WV16 WV14[♦] WV12[♦] WV10[♦]
1800 1600 1400 1200 1000



COMPACT WAVE DESKTOP
H: 740mm D: 800-600mm

CWV18 CWV16 CWV14 CWV12
1800 1600 1400 1200



DOUBLE WAVE DESKTOP
H: 740mm D: 1000-800mm

DWV18 DWV16
1800 1600



roma panel end
prefix code with 'P'

18mm
25mm

£314 £264 £243 £227 £214 £204 £304 £255 £234 £215 £204 £194
£344 £305 £282 £260 £244 £234 £329 £304 £272 £250 £236 £226



roma lorenzo
prefix code with 'RL'

25mm

£393 £353 £332 £308 £294 £282 £378 £352 £321 £297 £286 £275



giorgio
prefix code with 'G'

18mm
25mm

£314 £264 £243 £227 £214 £204 £304 £255 £234 £215 £204 £194
£344 £305 £282 £260 £244 £234 £329 £304 £272 £250 £236 £226



giorgio wire-managed
prefix code with 'GWM'

18mm
25mm

£393 £343 £324 £307 £293 £282 £393 £334 £314 £294 £282 £274
£424 £384 £363 £339 £326 £314 £408 £383 £352 £329 £316 £306



bologna ♦
prefix code with 'B'

25mm


£457 £407 £384 £355 £346 £334 £438 £402 £374 £348 £333 £320



modena ♦
prefix code with 'M'

25mm

£457 £407 £384 £355 £346 £334 £438 £402 £374 £348 £333 £320



giorgio height settable
prefix code with 'GHS'
height 650-950mm

25mm

£459 £406 £395 £371 £355 £343 £443 £416 £384 £359 £346 £335

£381 £361 £330 £307 £293 £410 £388 £374 £359 £345

£459 £438 £423 £408 £359

£381 £361 £330 £307 £293 £410 £388 £374 £359 £345

£460 £440 £409 £386 £373 £490 £467 £453 £439 £425

£517 £495 £478 £462 £451

£517 £495 £478 £462 £451

£529 £505 £491 £476 £460

£344 £327 £313 £298 £374 £354 £341 £328

£423 £404 £389 £376

£344 £327 £313 £298 £374 £354 £341 £328

£424 £406 £391 £379 £453 £434 £421 £407

£475 £454 £439 £416

£475 £454 £439 £416

£491 £470 £456 £442

£407 £395 £470 £452

£519 £470

£407 £395 £470 £452

£487 £476 £550 £532

£579 £562

£579 £562

£593 £572

Please specify left or right handed
(right handed shown)

Please specify left or right handed
(right handed shown)

♦ Fixed pedestals not available ♣ Pedestals will not fit under

AVAILABLE BOARD FINISHES

Anthracite (AN), Beech (B), Cherry (C), Classic Ash (CA), Dakar (Dk), Light Oak (LO), Modern Oak (MO), Maple (M), Plain Grey (PG), Portofino Cherry (PC), Silver (S), Swiss Elm (SE), Walnut (WA), White (WH) available in 18mm and 25mm.



J SHAPE TOP 600x600
H: 740mm D: 1200mm

CODE	WIDTH	J1866	J1666	J1466	J1266
	1800	1600	1400	1200	



J SHAPE TOP 800x600
H: 740mm D: 1200mm

CODE	WIDTH	J18	J16	J14	J12
	1800	1600	1400	1200	



J SHAPE TOP 800x800
H: 740mm D: 1200mm

CODE	WIDTH	J1888	J1688	J1488	J1288
	1800	1600	1400	1200	



SYMMETRICAL DESKTOP
H: 740mm D: 1800/1600mm

CODE	WIDTH	SYM18	SYM16
	1800	1600	



120° CORE UNIT TOP
H: 740mm D: 800 or 600mm

CODE	END SIZE	CU128	CU126	CU11	CU9
	800mm	2078	2078	1905	1558



roma panel end
prefix code with 'P'

18mm
25mm

£431	£386	£342	£324
£495	£443	£393	£375

£439	£394	£349	£332
£503	£451	£402	£383

£451	£408	£363	£345
£516	£464	£415	£395

£617	£577
£704	£659

£567	£521	£485	£470
£625	£579	£542	£529



roma lorenzo
prefix code with 'RL'

25mm

£544	£461	£442	£424
------	------	------	------

£552	£499	£451	£432
------	------	------	------

£565	£514	£463	£444
------	------	------	------

£753	£709
------	------

£674	£628	£592	£576
------	------	------	------



giorgio
prefix code with 'G'

18mm
25mm

£431	£386	£342	£324
£495	£443	£393	£375

£439	£394	£349	£332
£503	£451	£402	£383

£451	£408	£363	£345
£516	£464	£415	£395

£617	£577
£704	£659

£567	£521	£485	£470
£625	£579	£542	£529



giorgio wire-managed
prefix code with 'GWM'

18mm
25mm

£510	£465	£422	£404
£574	£522	£472	£454

£518	£475	£430	£411
£583	£531	£483	£462

£531	£488	£442	£425
£596	£544	£494	£476

£697	£657
£783	£739

£647	£601	£564	£550
£705	£658	£621	£607



bologna ♦
prefix code with 'B'

25mm

£605	£552	£499	£476
------	------	------	------

£615	£562	£508	£490
------	------	------	------

£630	£575	£525	£504
------	------	------	------

£827	£783
------	------

£742	£697	£653	£642
------	------	------	------



modena ♦
prefix code with 'M'

25mm


£605	£552	£499	£476
------	------	------	------

£615	£562	£508	£490
------	------	------	------

£630	£575	£525	£504
------	------	------	------

£827	£783
------	------

£742	£697	£653	£642
------	------	------	------



giorgio height settable
prefix code with 'GHS'
height 650-950mm

25mm

£618	£564	£510	£492
------	------	------	------

£626	£571	£520	£499
------	------	------	------

£641	£587	£534	£514
------	------	------	------

£836	£790
------	------

-	-	-	-
---	---	---	---

Please specify left or right handed
(right handed shown)

Please specify left or right handed
(right handed shown)

Please specify left or right handed
(right handed show n)

Please specify left or right handed
(right handed shown)

♦ Fixed pedestals not available ♣ Pedestals will not fit under

AVAILABLE BOARD FINISHES

Anthracite (AN), Beech (B), Cherry (C), Classic Ash (CA), Dakar (Dk), Light Oak (LO), Modern Oak (MO), Maple (M), Plain Grey (PG), Portofino Cherry (PC), Silver (S), Swiss Elm (SE), Walnut (WA), White (WH) available in 18mm and 25mm.



BOW FRONTED S SHAPE
H: 740mm D:1200mm



S SHAPED TOP
H: 740mm D:1200mm



COMPACT DESKTOP
H: 740mm D: 1000-800/600mm



ANGULAR DESKTOP
H: 740mm D: 1134mm



D ENDED DESKTOP
H: 740mm D: 800mm

**CODE
WIDTH**

BFS20 BFS18 BFS16
2000 1800 1600

S20 S18 S16
2000 1800 1600

CS18 CS16
1800 1600

AT22 AT20
2200 2000

DE22 DE20
2200 2000



roma panel end
prefix code with 'P'

**18mm
25mm**

£600 £562 £518
£668 £627 £574

£499 £461 £417
£566 £528 £476

£443 £396
£454 £411

£470 £452
£498 £477

£380 £362
£447 £424



roma lorenzo
prefix code with 'RL'

25mm

£716 £676 £623

£615 £548 £524

£503 £460

£547 £525

£495 £472



giorgio
prefix code with 'G'

**18mm
25mm**

£600 £562 £518
£668 £627 £574

£499 £461 £417
£566 £528 £476

£443 £396
£454 £411

£470 £452
£498 £477

£380 £362
£447 £424



giorgio wire-managed
prefix code with 'GWM'

**18mm
25mm**

£679 £642 £598
£748 £707 £654

£579 £541 £496
£646 £606 £555

£522 £477
£535 £491

£550 £532
£577 £550

£459 £441
£526 £503



bologna ♦
prefix code with 'B'

25mm

£787 £747 £693

£682 £642 £589

£619 £567

£609 £591

£555 £531



modena ♦
prefix code with 'M'

25mm


£787 £747 £693

£682 £642 £589

£619 £567

£609 £591

£555 £531



giorgio height settable
prefix code with 'GHS'
height 650-950mm

25mm

£797 £757 £702

£693 £651 £597

£574 £530

£621 £593

£567 £543

Please specify left or right handed
(right handed shown)

Please specify left or right handed
(right handed shown)

Please specify left or right handed
(right handed shown)

Please specify left or right handed
(right handed shown)

Please specify left or right handed
(right handed shown)

♦ Fixed pedestals not available ♣ Pedestals will not fit under

AVAILABLE BOARD FINISHES

Anthracite (AN), Beech (B), Cherry (C), Classic Ash (CA), Dakar (Dk), Light Oak (LO), Modern Oak (MO), Maple (M), Plain Grey (PG), Portofino Cherry (PC), Silver (S), Swiss Elm (SE), Walnut (WA), White (WH) available in 18mm and 25mm.

All orders are accepted subject to the following terms and conditions.

Definitions

“The Company” means Hawk Furniture Ltd

“The Buyer” means the Account Applicant or person who buys or agrees to buy Goods from the Company

Prices

The price shall be that on The Company’s current price list, or if applicable the price contained in the buyer’s quotation. Should a product’s price change between receipt of order and despatch the buyer will be notified and given the opportunity to cancel the order and receive a full refund. All prices are exclusive of VAT which will be charged at the rate ruling at the time of despatch.

Delivery

Whilst every reasonable effort shall be made to adhere to estimated delivery dates, time of delivery shall not be of the essence and the company shall not be liable for any losses, costs, damages or expenses incurred by the buyer or any person or company arising directly or indirectly out of any failure to meet any estimated delivery date. All deliveries must be signed for and appropriately dated. Notification of any shortages/damages must be made in writing to The Company within 5 working days of receipt of goods.

Cancellation and Returns

Orders may be cancelled within 24 hours of order placement with no charge. Prior to manufacture and in The Company’s sole discretion, standard products may be cancelled subject to a 25% administration charge. After manufacturing has commenced, orders will be charged in full. Any variations of this clause will need to be confirmed in writing by The Company. Invoiced and delivered orders may not be returned.

Payment and Credit Facilities

Accounts in respect of goods supplied are due for payment by the buyer, no later than the last day of the month following month of delivery, unless otherwise agreed by the company. In the event of late payment the company reserves the right at any time and without prior notice to suspend production/despatch of goods to the buyer. Interest will be charged on all overdue accounts at the rate of 3% per month above the Bank of England base rate for the time being in force, calculated from the due date on a daily basis to the date of payment. All credit facilities will cease should it be necessary to commence legal action for the recovery of a debt. We reserve the right to withdraw credit facilities at any time and without prior notice should it be deemed necessary.

Ownership and Risk

Title of the goods shall remain the sole and absolute property of The Company until such time as the buyer has paid in whole for the full amount of the goods. Notwithstanding that the goods remain the property of The Company, the buyer may sell or use the goods in such a manner as to pass to a third party a valid title of the goods and shall hold the proceeds of such sale on trust for The Company. Risk of loss or damage to the goods shall pass to the buyer at time of delivery. In the instance of goods being lost or damaged after delivery where ownership has yet to pass, the buyer will indemnify the company against such loss/damage.

Due to our continued development program, we reserve the right to modify or alter designs without prior notice.

A full copy of our terms and conditions are available on request.



Multiple horizontal lines for taking notes.